

# Adult carers in Islington

September 2022

Fleur Harrison: Assistant Intelligence and Information Officer

Cintia Liberatoscioli: Intelligence and Information Officer

Evie Lodge: Principal ASC Intelligence Specialist

# Key messages (1)

## Number and proportion of adult carers in Islington

- There are an estimated 14,840 unpaid carers (8.1% of the population aged over 18) based on the 2021 Census.
- In 2020/21 the number of carers known to adult social care in Islington ranges from 849 (0.4% of the population aged 18 and over) based on those known to adult social care to 3,657 carers aged 18 and over registered with the Islington Carer's Hub, accounting for 1.8% of the population aged 18 and over.
- 3,150 people aged 18 and over were receiving Carer's Allowance in 2018.

## Carers demographics

- 80% of carers in Islington are Female including those known to both the Council and the Carers Hub.
- The majority of carers are aged between 50-59 years.
- Of the carers known to adult social care one third (33%) are White British, followed by White Other (8%) and Black African (6%) carers

# Key messages (2)

## Support received by carers

- The most common support received by carers in 2020/21 was a direct payment (80%) an increase from 64% in 2018/19. 2% of carers received support with signposting, information, advice and other universal services. 18% received no direct support.

## Carers receiving no support

- 18% of carers did not receive any financial support.
- The highest proportion of carers with no support were looking after someone with memory and cognition needs (42%).

# Key messages (3)

## Carer's allowance

- In Islington, from 2008-18, the number of people aged 18 and over receiving carer's allowance increased by 77%, from 1,780 to 3,150. This is similar to the 76% increase seen in London.
- Islington ranks 7<sup>th</sup> highest for the proportion of people receiving carer's allowance (1.6%) across the 32 London boroughs and significantly higher compared to the London average (1.4%)

## Carers survey

- 208 carers resident in Islington responded to the survey, giving an overall response rate of 27%.
- The proportion of carers who find it easy to find information about services has reduced over time. However, the overall satisfaction of carers with social services had an increase of 12% compared to 2018/19.

## GP survey

- There was a significantly higher proportion of carers aged 45 to 54 (26%) and 55 to 64 (28%) compared to non-carers (16% and 12%, respectively).
- Carers were significantly less likely to be in full-time work compared to non-carers.
- Carers were significantly more likely to have arthritis (14%), high blood pressure (11%) or a breathing condition, such as asthma or COPD (10%) compared to non-carers (8%, 7% and 7% respectively).

## Key messages (4)

- There are a variety of data sources used in this report to assess the needs of carers in Islington. Below is a summary of the number of carers over 18 from which data has been drawn.

849 carers have contact with the council

3,657 carers are registered with the carers hub

449 carers reported to their GP that they were a carer

208 carers in Islington responded to the carers survey

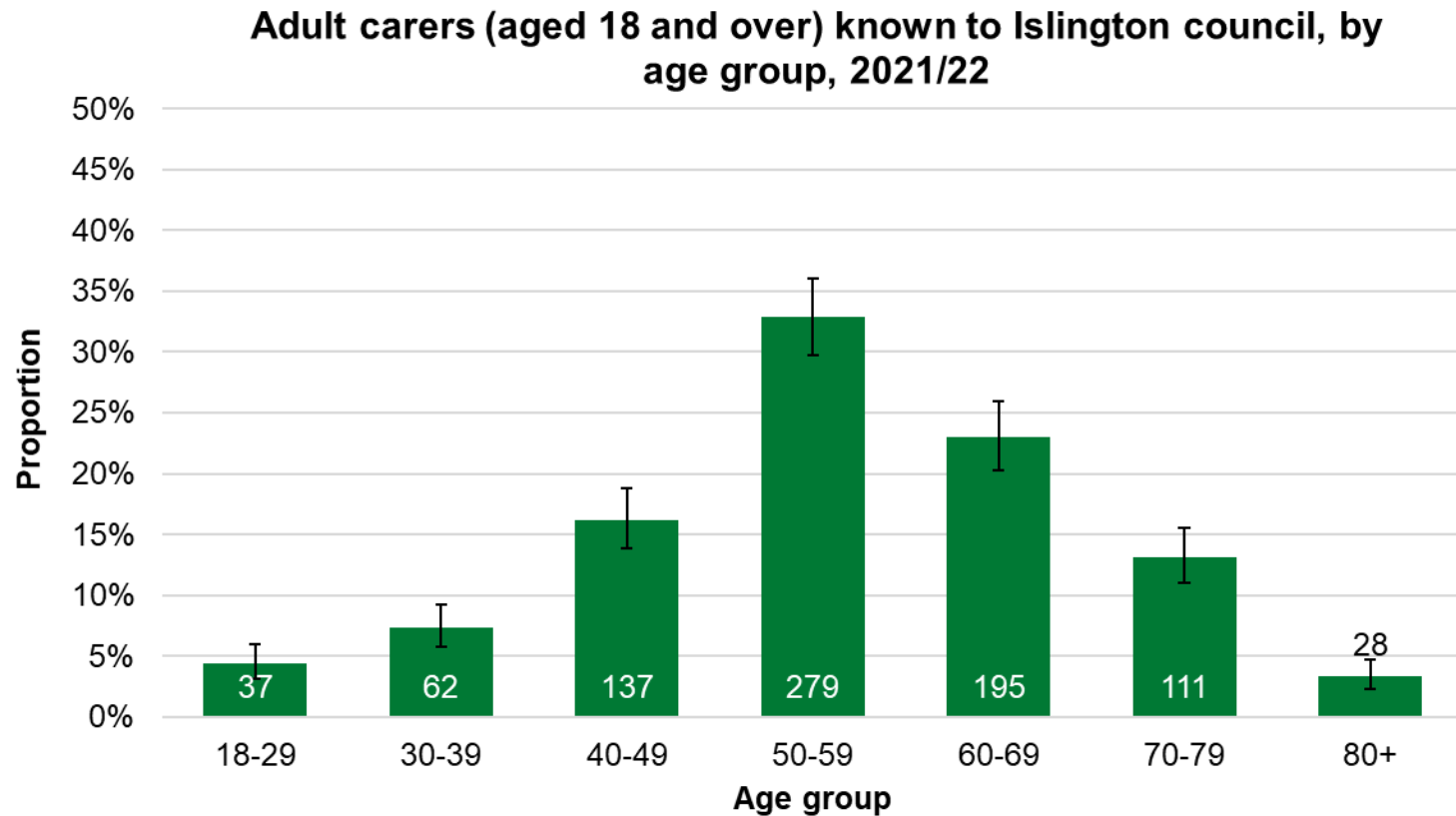
3,150 carers were receiving carers allowance in 2018

# Carers known to Adult Social Care

# Islington Adult Social Care

- In 2021/22, there were 849 carers aged 18 and over who have had contact with the council, representing **0.4%** of the Islington population (between April 2021 and March 2022). This was a decrease from 2018/19 where there were 1,061 carers in contact with the council representing 0.5% of the population.
- Carers known to Islington can be providing any amount of care (24 hours or a few hours a week). The person they care for must be living in Islington and be eligible for community-based social care services (although not necessarily receiving services if they are supported by another team (e.g. Community Mental Health or are self-funded)).

# Carers known to Islington council, by age group



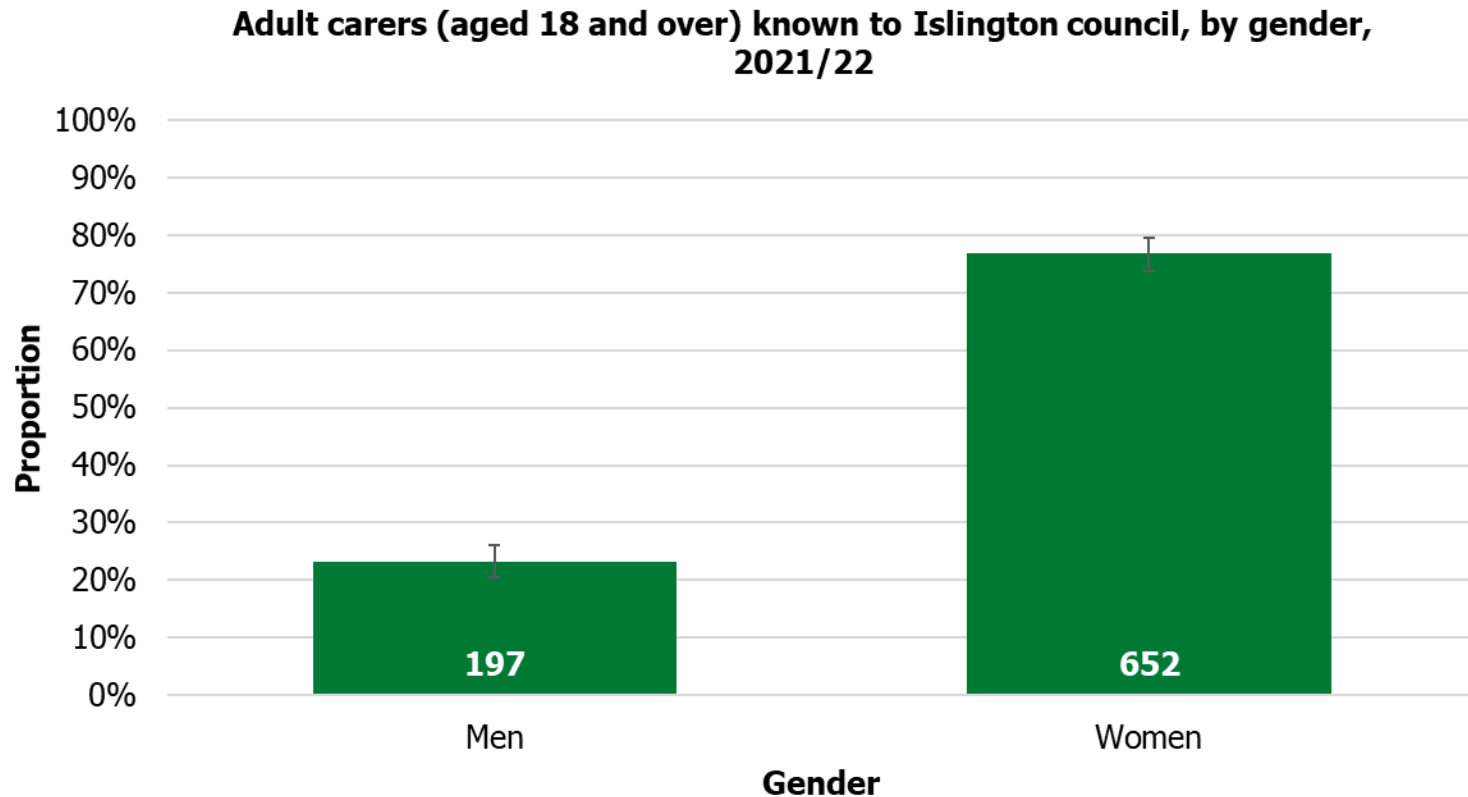
- In 2021/22 one third of adult carers known to the council were within the 50-59 year age range (33%).

**Note.** SALT data includes carers contacted during the year whether or not they get a service between 01/04/2021 –31/03/2022 ( $n=849$ ).

**Source:** INFC LTS003 tables, 2021-22



# Carers known to Islington council, by gender



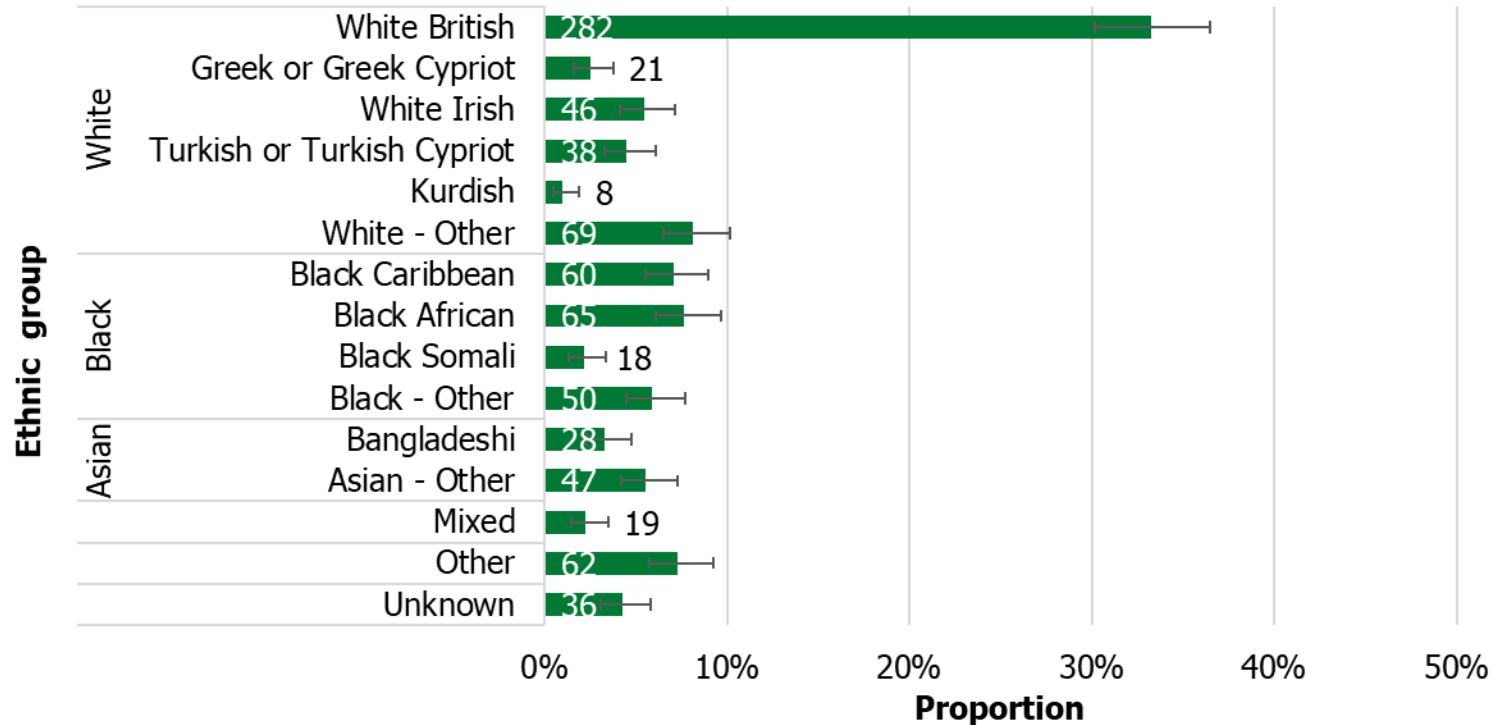
- In 2021/22, the majority of adult carers known to the council (aged 18 and over) were women (77%).

**Note.** SALT data includes carers contacted during the year whether or not they get a service between 01/04/2021 –31/03/2022 ( $n=849$ ).

**Source:** INFC LTS003 tables, 2021-22

# Carers known to Islington council, by ethnicity

Adult carers (aged 18 and over) known to Islington council, by ethnicity, 2021/22

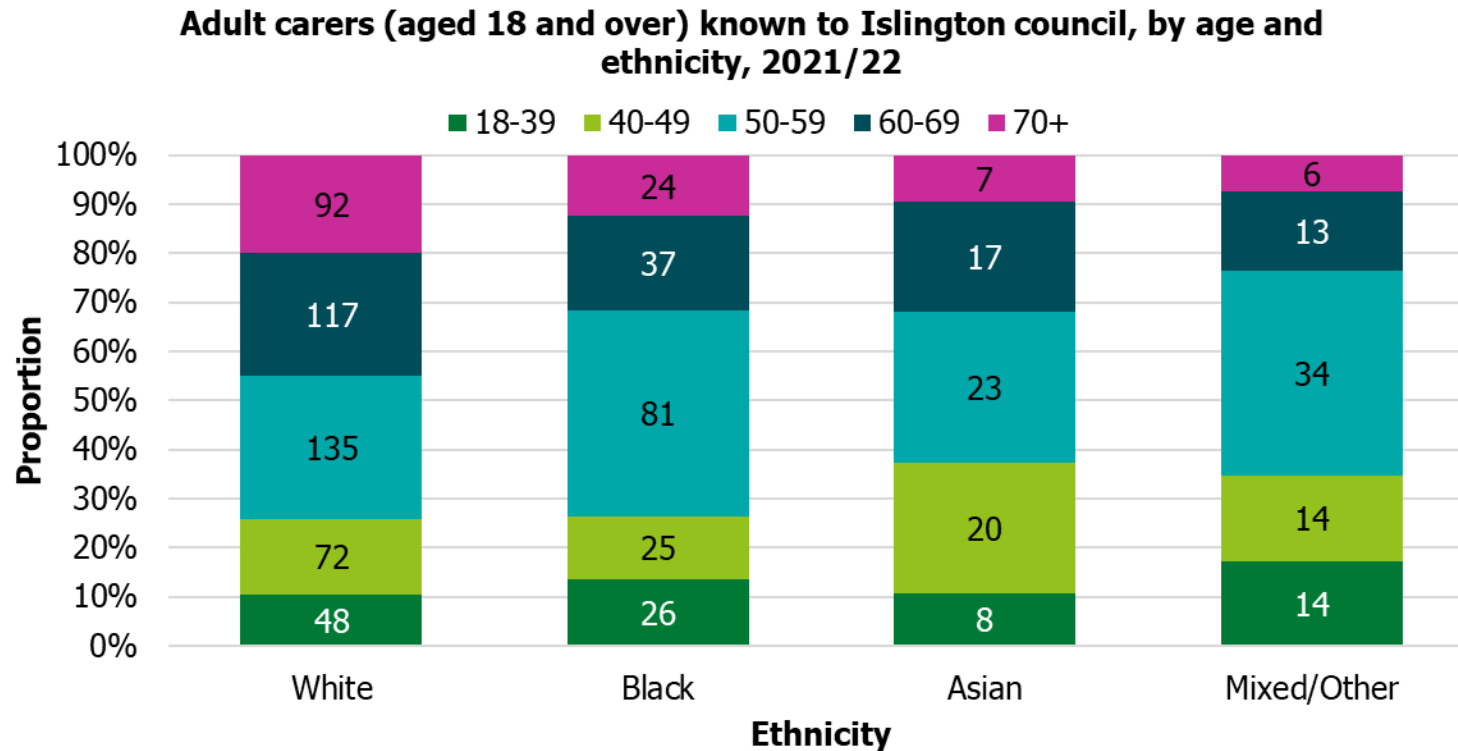


- 96% of carers known to Islington had a recorded ethnicity.
- There is a high proportion of carers of White British (33%) ethnicity known to the council, followed by White Other (8%) and Black African (8%).

**Note.** SALT data includes carers contacted during the year whether or not they get a service between 01/04/2021 –31/03/2022 (n=849).

**Source:** INFC LTS003 tables, 2021-22

# Carers known to Islington council, by age and ethnicity



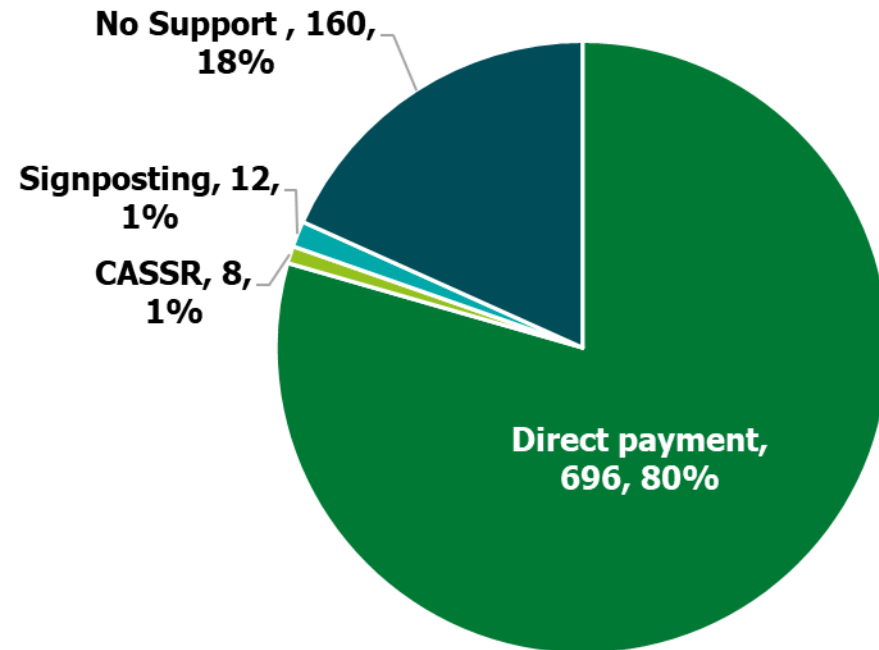
- In 2021/22, the proportion of Asian carers aged 18-49 years was higher (37%) compared to White or Black carers within this age range (both 26%). However, this difference is not significant.

**Note.** SALT data includes carers contacted during the year whether or not they get a service between 01/04/2021 –31/03/2022 ( $n=849$ ).

**Source:** INFC LTS003 tables, 2021-22

# Carers known to Islington council, by type of support received

Carers known to Islington Council, by type of support received, Islington 2020/21

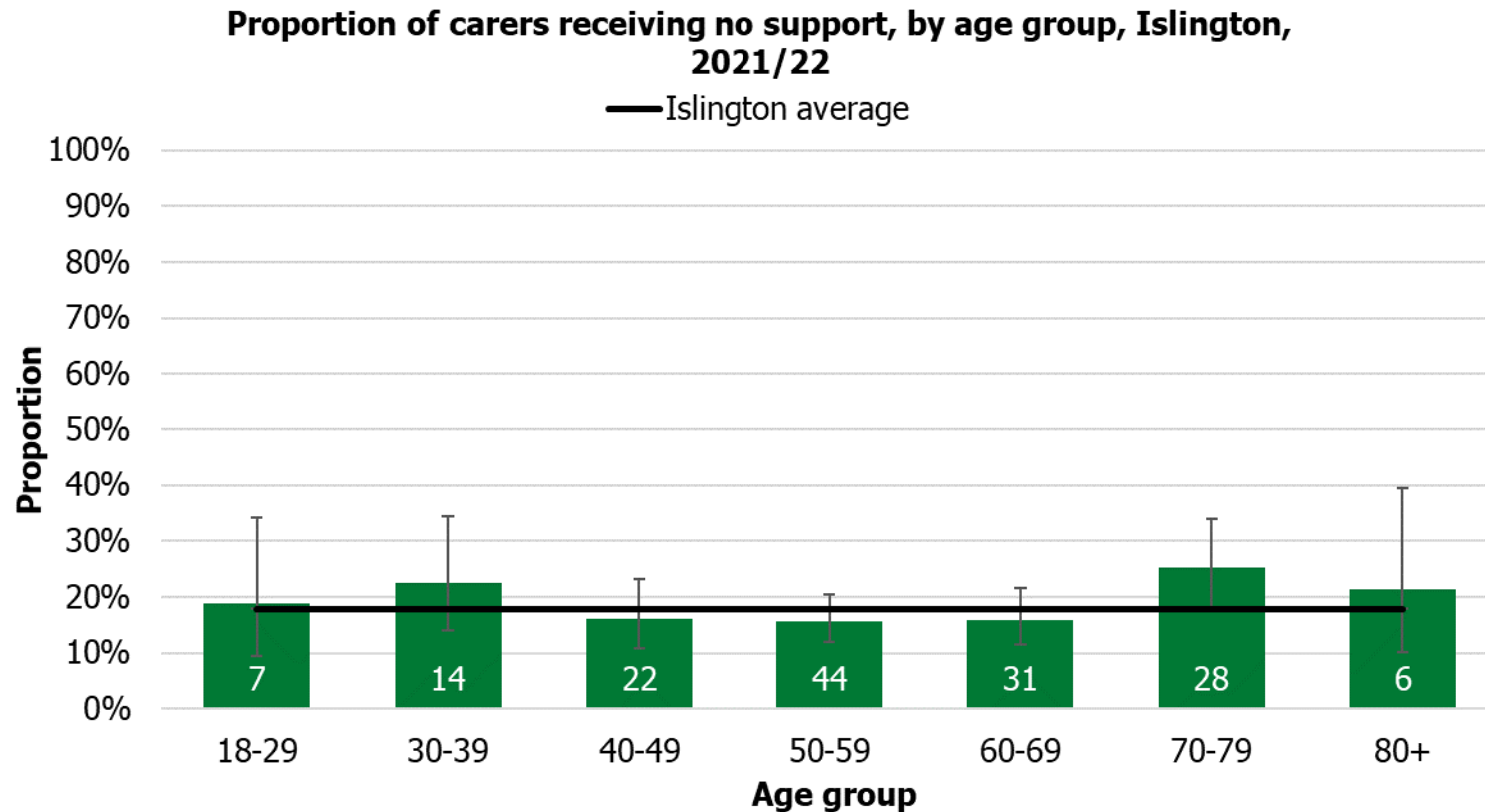


- The most common support received by carers in 2020/21 was a direct payment (80%). A very small proportion (1%) of carers received a managed personal budget (CASSR) or received support with signposting, information, advice and other universal services (1%)
- 18% of carers received no support.

**Note:** CASSR stands for Councils with Adult Social Services Responsibilities. Carers receiving no support includes a small subset of carers who are indirectly receiving support via care provided to their cared-for person, such as respite. Carers with no support may be receiving support from the carers hub.

**Source:** SALT LTS003 T2 Tables, 2020-21

# Carers receiving no support, by age group

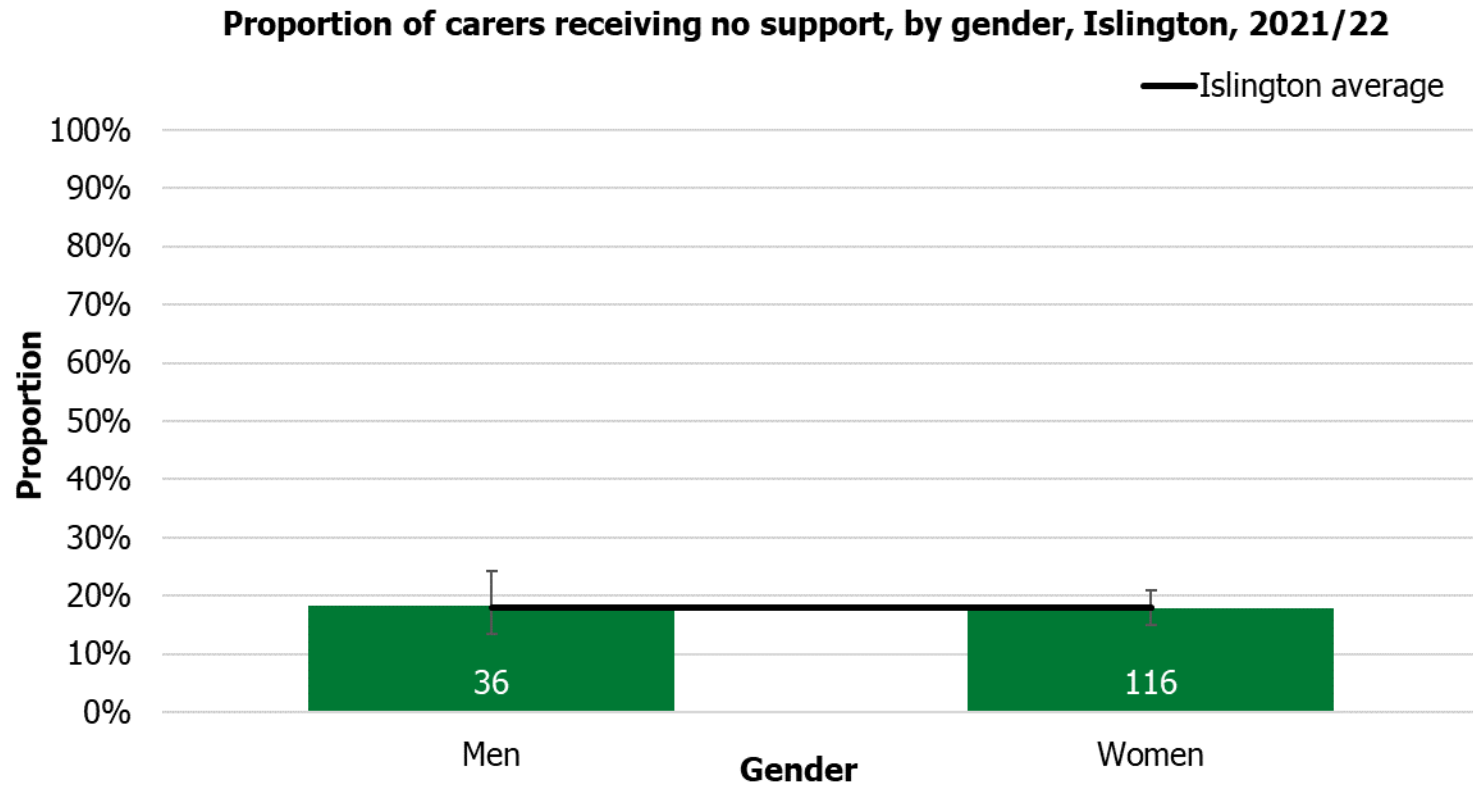


**Note.** Carers receiving no support ( $n=152$ ) Carers, whether or not they are receiving support, may be receiving support from the Carer's Hub.

**Source:** INFC LTS003 tables, 2021-22

- 152 carers known to Islington council were receiving no support in 2021/22. These were carers who were not receiving payment, personal budget, CASSR or residential short term care.
- No age group had a significantly different proportion of carers receiving no support compared to the Islington average (18%).

# Carers receiving no support, by gender

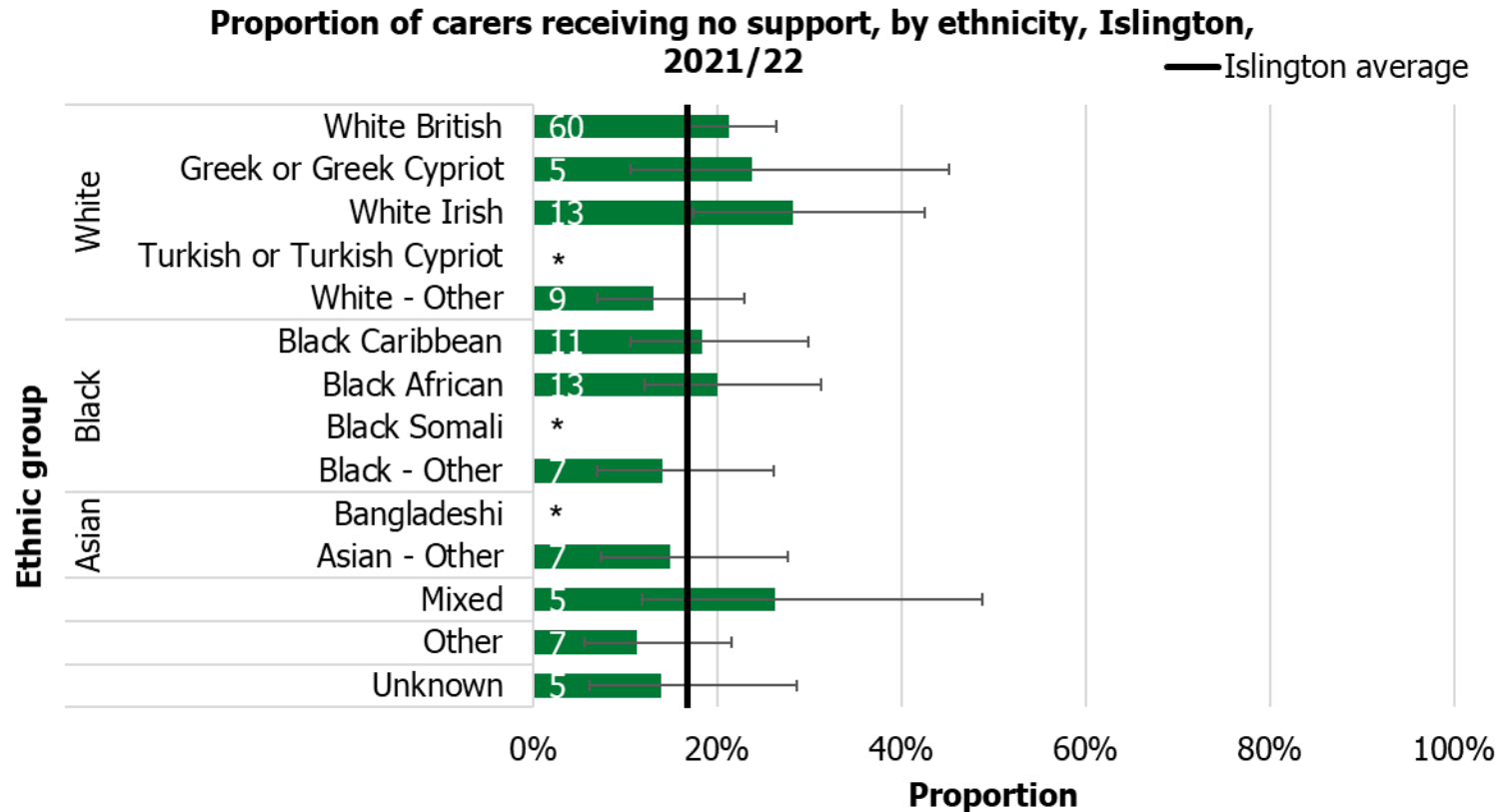


- In 2021/22, 18% of male carers and 18% of female carers known to Islington council received no support.
- There were no significant differences between men and women or compared to the Islington average

**Note.** Carers receiving no support ( $n=152$ ). Carers, whether or not they are receiving support, may be receiving support from the Carer's Hub.

**Source:** SALT LTS003 tables, 2021-22

# Carers receiving no support, by ethnicity



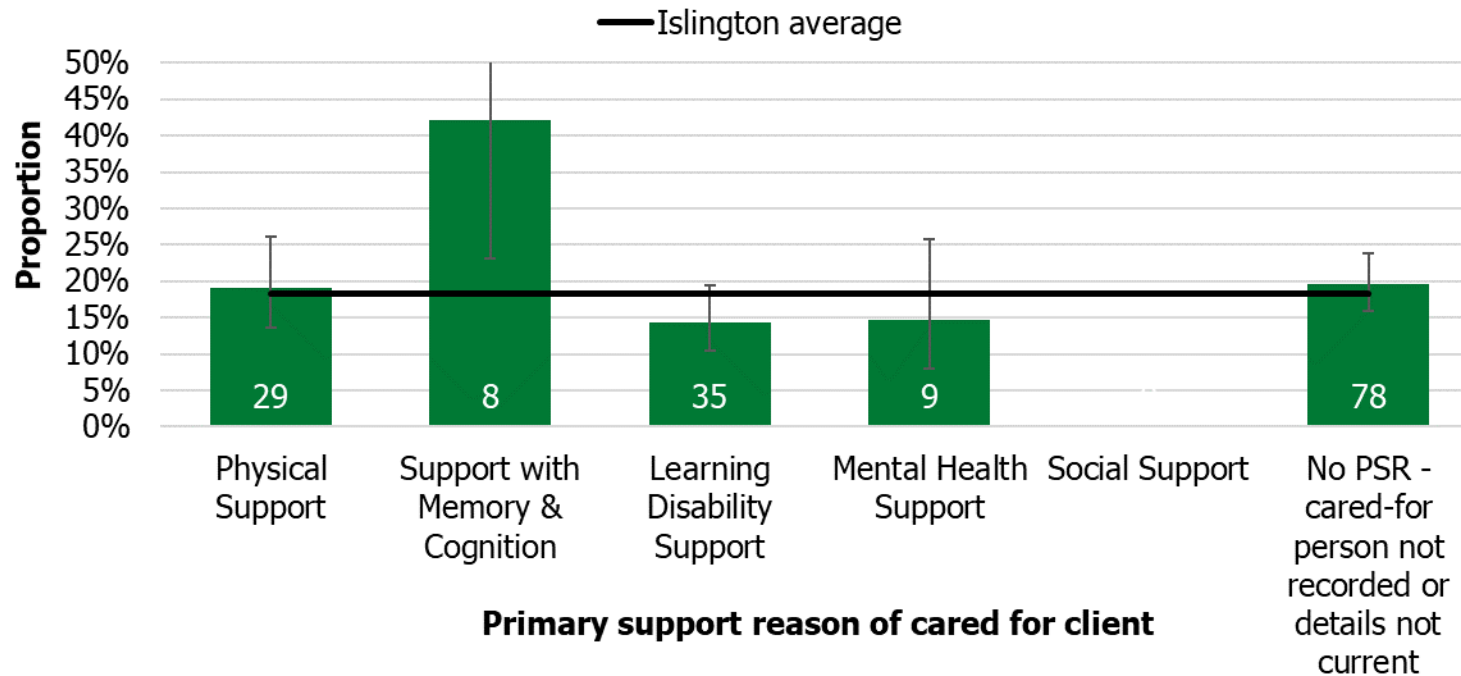
- The ethnicities with the highest proportion of carers known to Islington council who were not receiving support were White Irish (28%), Mixed (26%), Greek or Greek Cypriot (24%) and White British (21%).
- However, there were no significant differences compared to the Islington average (18%).

**Note:** \* represents numbers that are too small to present. Carers receiving no support ( $n=152$ ). Carers, whether or not they are receiving support, may be receiving support from the Carer's Hub.

**Source:** SALT LTS003 tables, 2021-22

# Carers receiving no support, by the primary support reason of the cared for client

Proportion of carers receiving no support, by the primary support reason of the cared for client, Islington 2021/22



**Note:** Carers receiving no support ( $n=152$ ). Carers, whether or not they are receiving support, may be receiving support from the Carer's Hub

**Source:** SALT LTS003 T2 Tables, 2020-21

- 42% of people caring for someone with memory and cognition needs did not receive support. This was significantly higher than the Islington average (18%).
- 20% of people caring for someone with physical support need did not receive support.
- There were zero people receiving no support who required.



# Carer's Hub

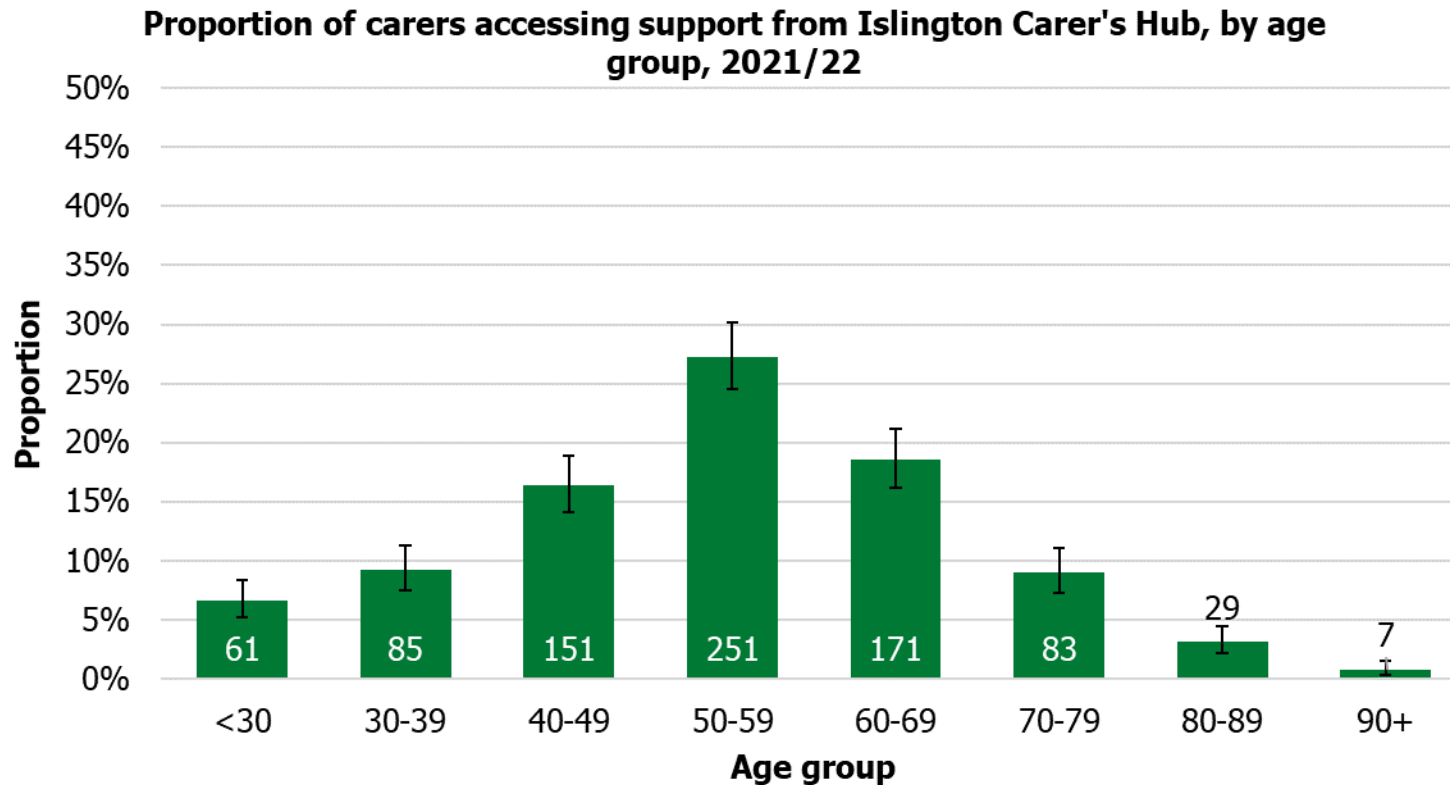
# Islington Carer's Hub (1)

- As of March 2022, there were a total of 3,657 carers (1.8% of the population) registered with the Islington Carer's Hub, of which 397 (11%) were newly registered between April 2021 and March 2022. This was an increase from 2018/19 when 2,796 were registered with the carers hub.
- Of those registered with the Carer's Hub, 1,971 carers (54%) accessed their services during April 2021/ March 2022. This was a large increase from 2018/19 where only 29% of Carers registered with the Hub accessed their services (824 out of 2,796).
- Criteria for registering with the Islington Carers Hub:
  - Carers must be 18 and over
  - Carers must be caring for an Islington resident regardless of where the carer themselves lives
  - Carers are able to register with the Hub even if they or the person they are caring for are receiving support from Islington Adult Social Care Services.

## Islington Carer's Hub (2)

- The Carer's Hub sometimes carry out carer's assessments on behalf of Adult Social Care on the basis that neither the carer nor the cared for person are an existing service user receiving support from Adult Social Care Services.
- Demographic data is only recorded by the Carers hub if the carer is classed as a complex case. There were 679 carers classed as complex cases in 2020/21.
- During 2021-22 the carers hub had 2,381 calls to their helpline service. Not all these calls were not all classed as complex cases so we do not have demographic data for these people.
- Of these calls, 1,722 people identified themselves as a carer and 54 said they were a friend or neighbour.

# Carers accessing support from Islington Carer's Hub, by age



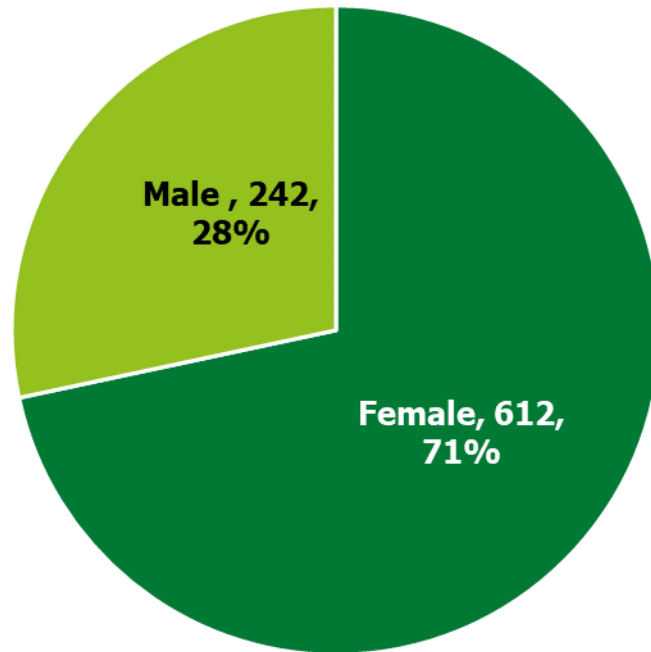
- Demographic data is only recorded by the Carers hub if the carer is classed as a complex case. There were 679 carers classed as complex cases in 2020/21. Of these cases most were aged 50-59 (29%) and 60-69 years old (19%).

**Note:** A total of 679 carers were classed as complex carers. The age of 22 (2.4%) carers accessing support was unknown and they were removed from the analysis.

**Source:** Islington Carer's Hub, 2021/22

# Carers accessing support from Islington Carer's Hub, by gender

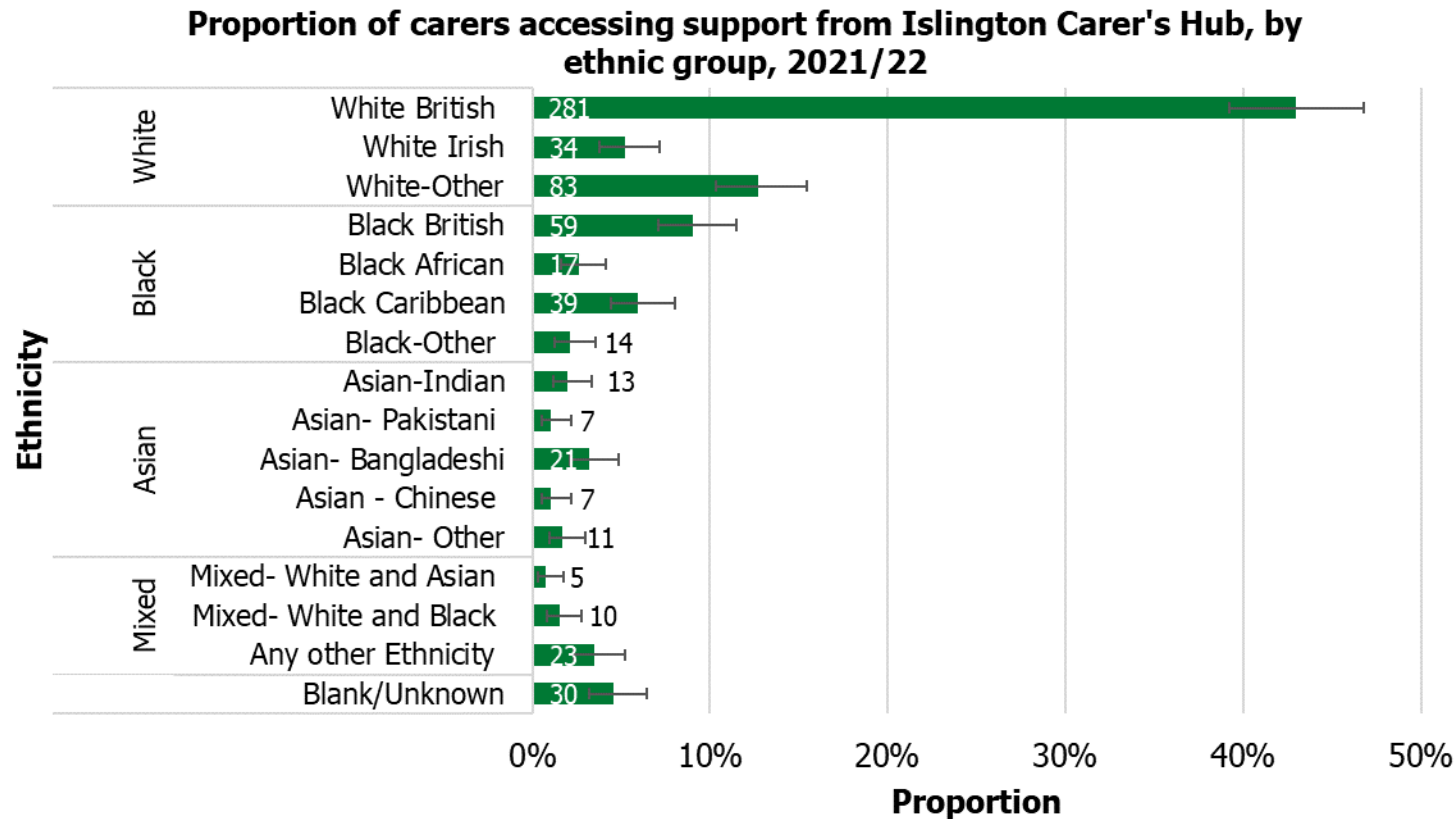
Number of carers accessing support from Islington Carer's Hub, by gender, 2021/22



- The majority of complex case carers accessing services at the Hub were women (72%).

**Note:** 6 (1%) of carer's gender was unknown.  
**Source:** Islington Carer's Hub, 2021/22

# Carers accessing support from Islington Carer's Hub, by ethnicity

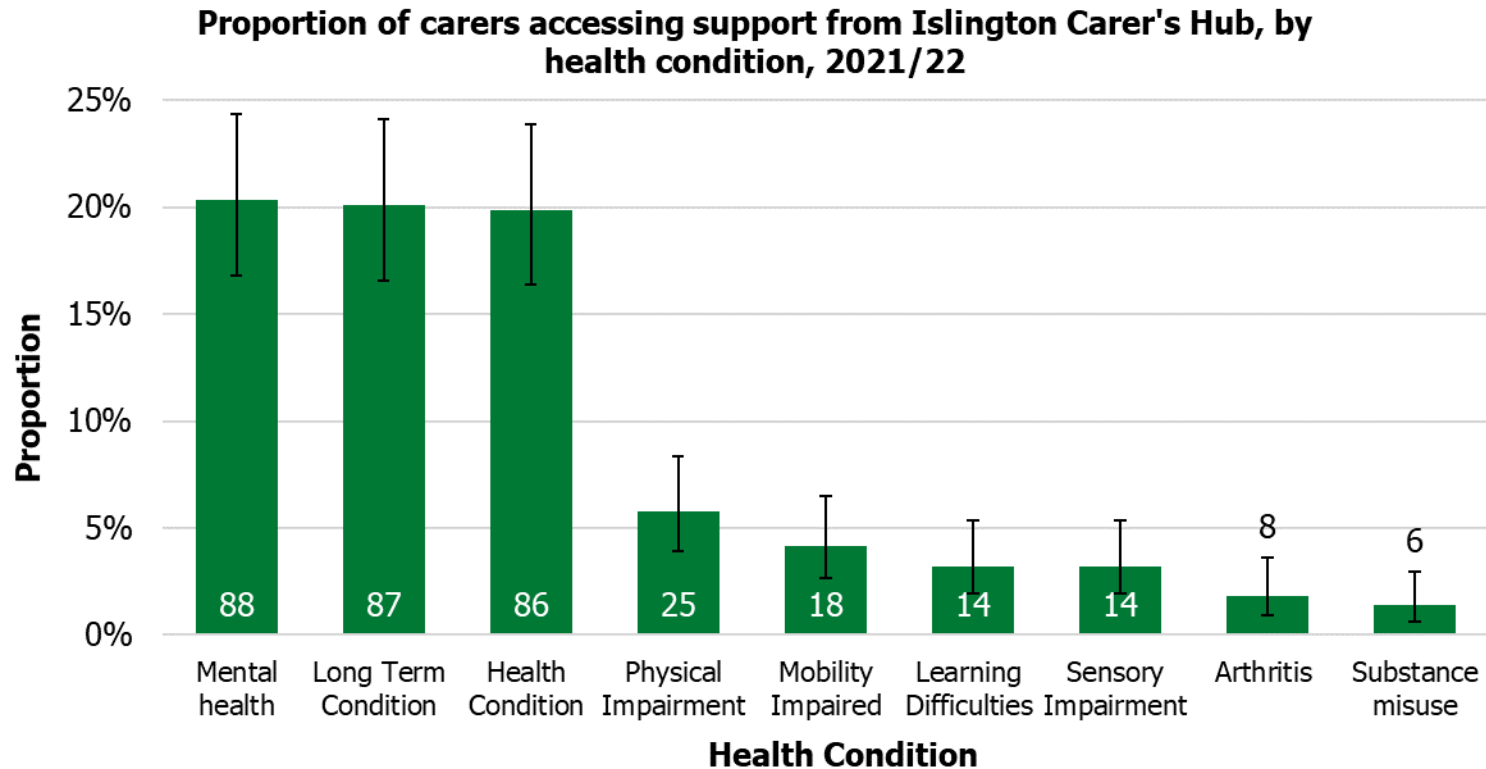


- There is a high proportion of White British carers (43%) who are accessing support from Islington carer's hub compared to all other ethnic groups. However, this is representative of the general Islington population (44% White British).
- There is a small difference in the proportion of Black African carers (3%) compared to the general Islington population 6%

**Note:** Sample size= 654, these were people classed as carers with complex case work.

**Source:** Islington Carer's Hub, 2021/22

# Carers accessing support from Islington Carer's Hub, by health condition



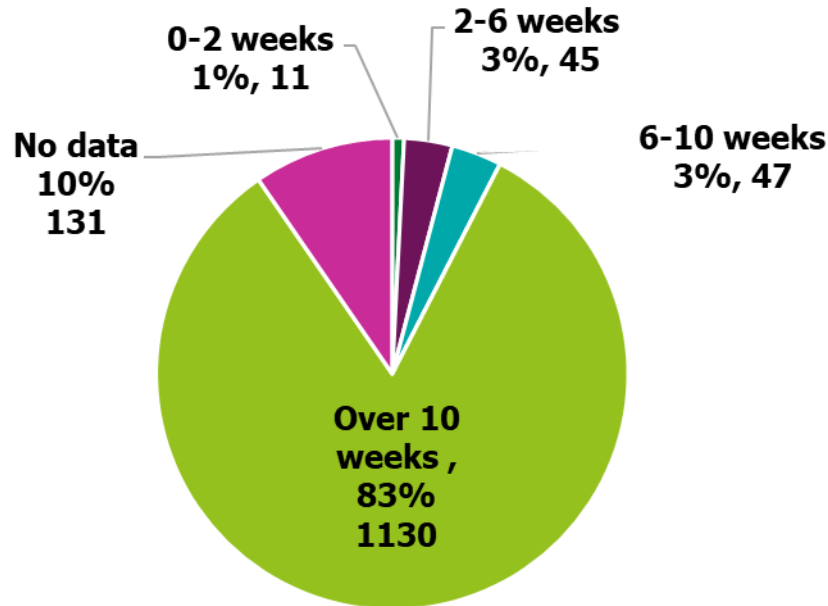
- 433 (64%) of carers classed as a complex case also had a health condition. The most common health condition in these carers was a mental health condition (88 (20%))

**Note:** A total of 433 (64%) carers out the 679 carers classed as complex cases also had a health condition. Dementia, end of life, sensory and situational, unknown and other categories were excluded from the graph due to small number.

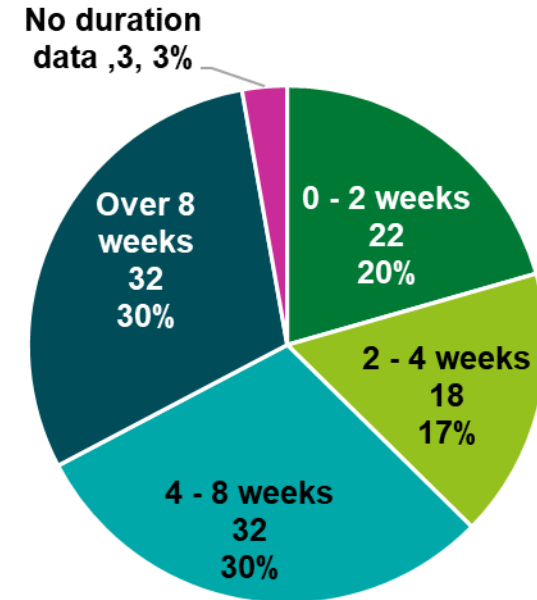
**Source:** Islington Carer's Hub, 2021/22

# Carer's assessments completed by Islington Carer's Hub during 2021/22

Proportion of carer's assessments completed by Islington Carer's Hub, by case duration, 2021/22



Proportion of carer's assessments completed by Islington Carer's Hub, by case duration, 2018/19



Source: Islington Carer's Hub, 2018/19

**Note:** Cases duration was impacted by COVID-19 during 2021/22

**Source:** Islington Carer's Hub, 2021/22

- In 2021/22, 1,364 carer's assessments were completed by the Carer's Hub.
- 83% of carer's assessments were only completed in over 10 weeks. In 2018/19 37% were completed in less than 4 weeks.

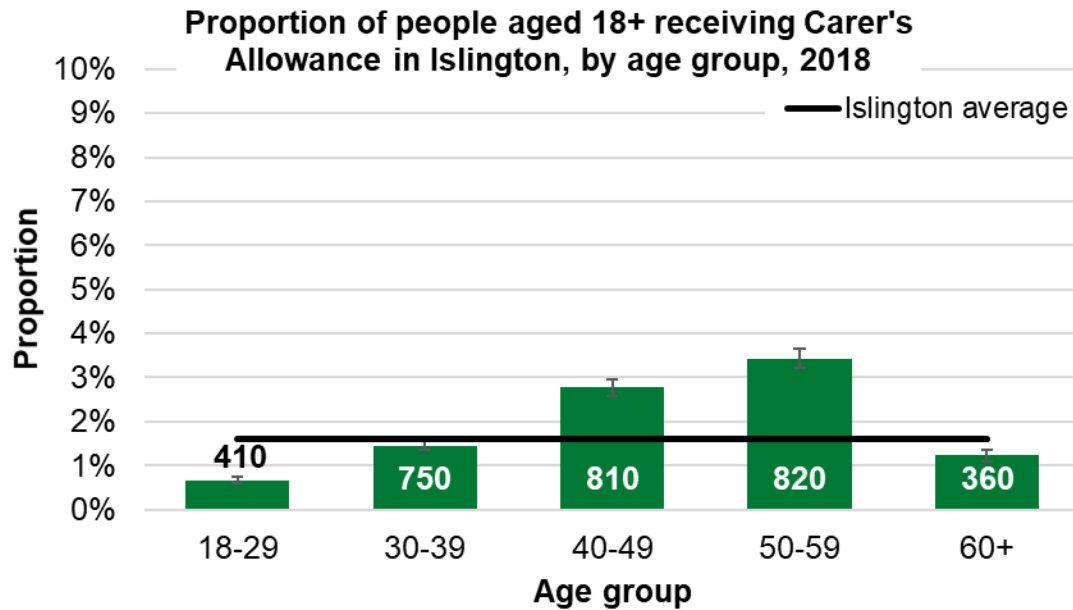


# People in receipt of Carer's Allowance

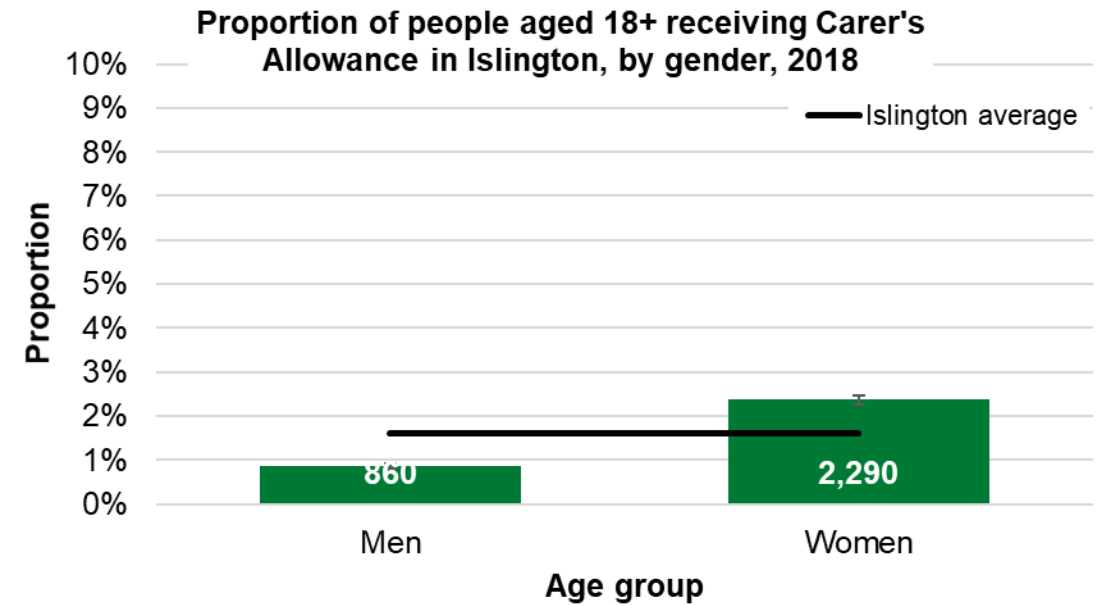
# Carer's Allowance

- There has been no update since 2018 on Carer's Allowance from the Department of working pensions
- 3,150 people aged 18 and over were receiving Carer's Allowance in 2018, accounting for **1.6%** of the Islington population.
- Carer's Allowance is paid to people who care for people on a qualifying disability benefit and:
  - who look after a severely disabled person for at least 35 hours a week
  - who are not gainfully employed (earning £123 or more per week)
  - who are aged 16 or over and not in full-time education

# People receiving Carer's Allowance, by age group and gender



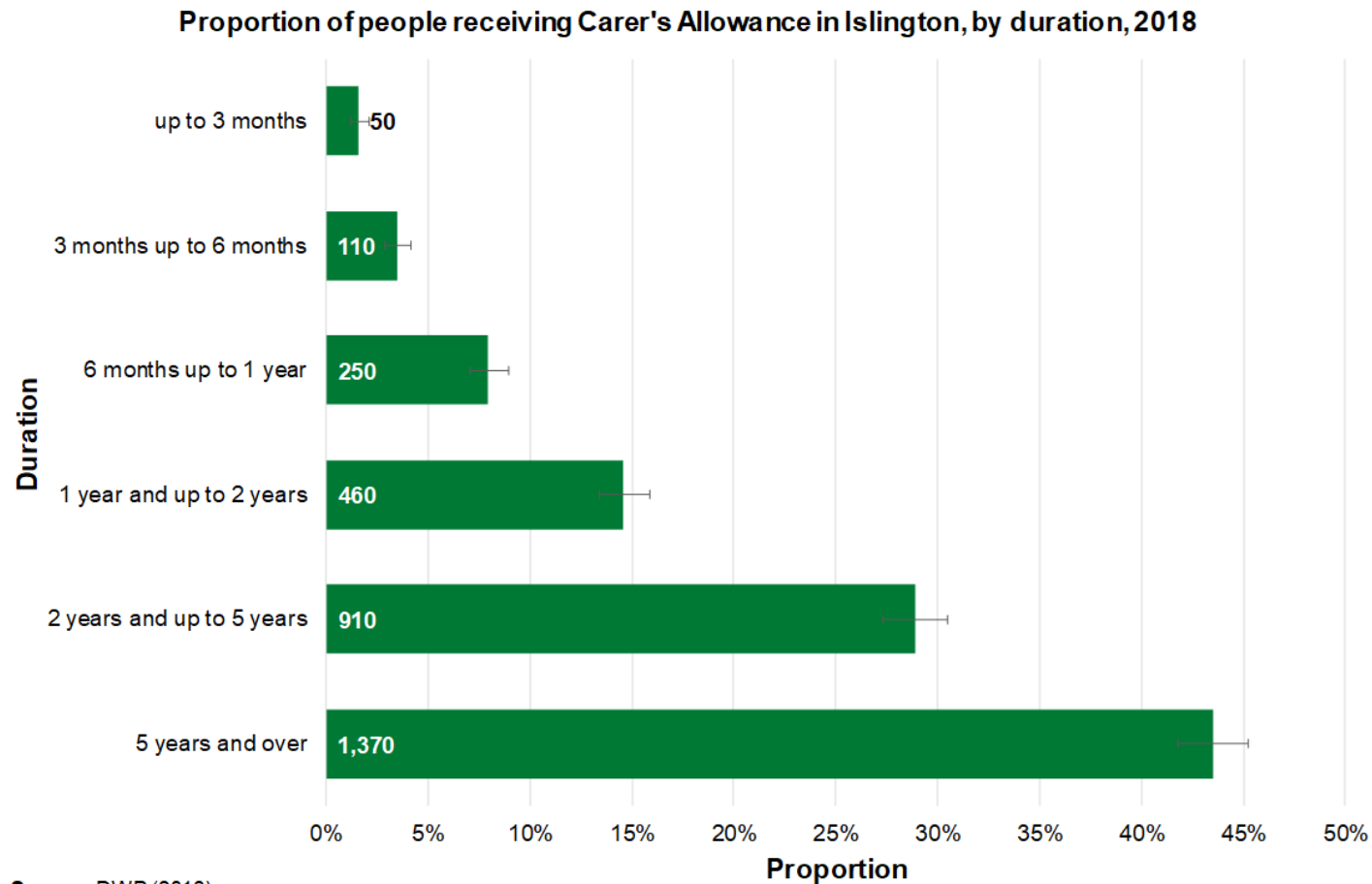
Source: DWP (2018), 2016-based GLA population projections, housing-led, November 2017



Source: DWP (2018), 2016-based GLA population projections, housing-led, November 2017

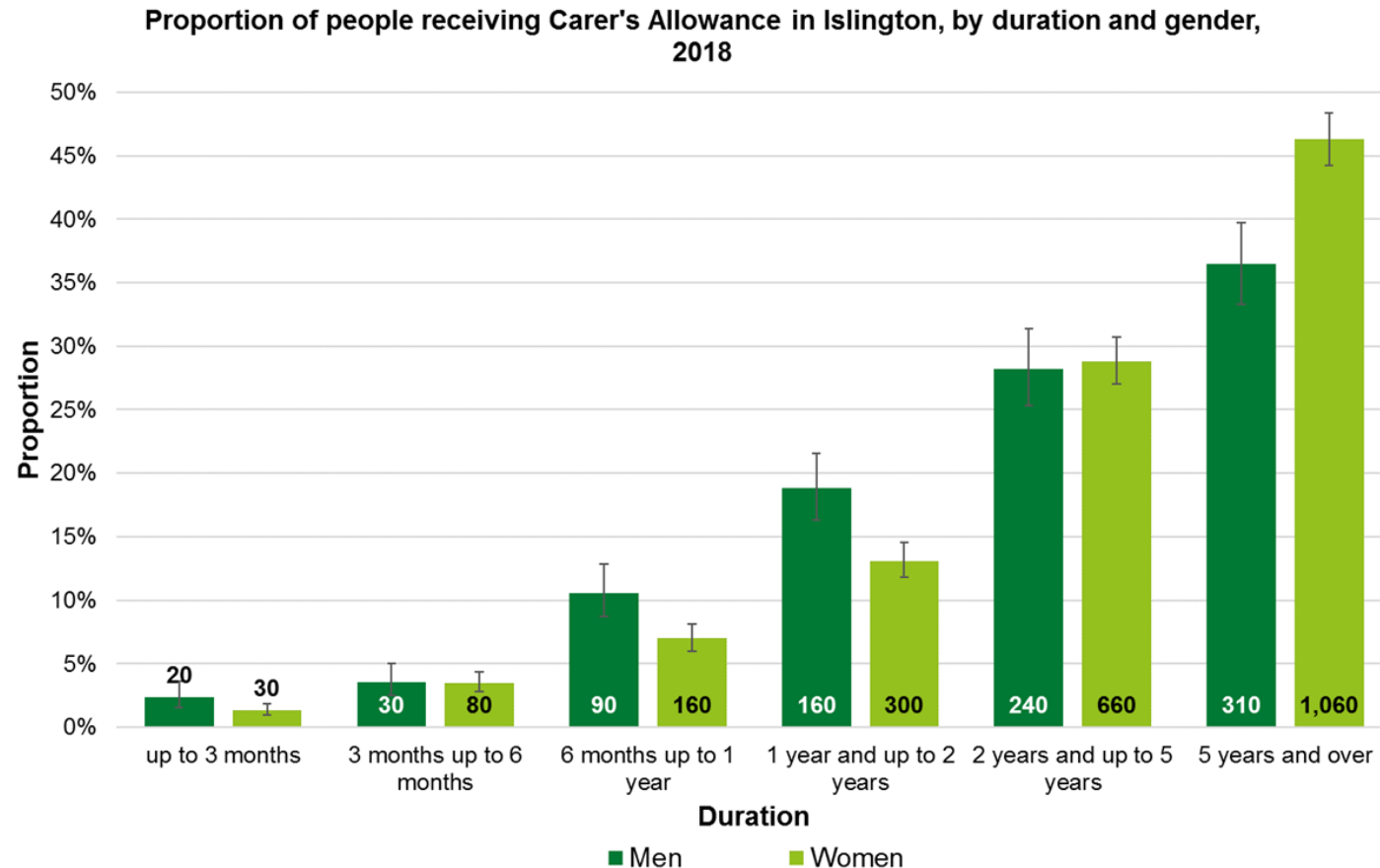
Among the Islington population in 2018, there was a significantly higher proportion of people aged 40-49 years (2.8%) and 50-59 years (3.4%) who were receiving carer's allowance compared to the Islington average (1.6%). There was a significantly higher proportion of women receiving carer's allowance (2.4%) compared to the Islington average (1.6%) and compared to men (0.9%).

# People receiving Carer's Allowance, by duration



- 43% of people in receipt of carer's allowance in 2018 had been receiving the benefit for five years or longer.
- This compares to 13% of people who had been receiving carer's allowance for up to one year.

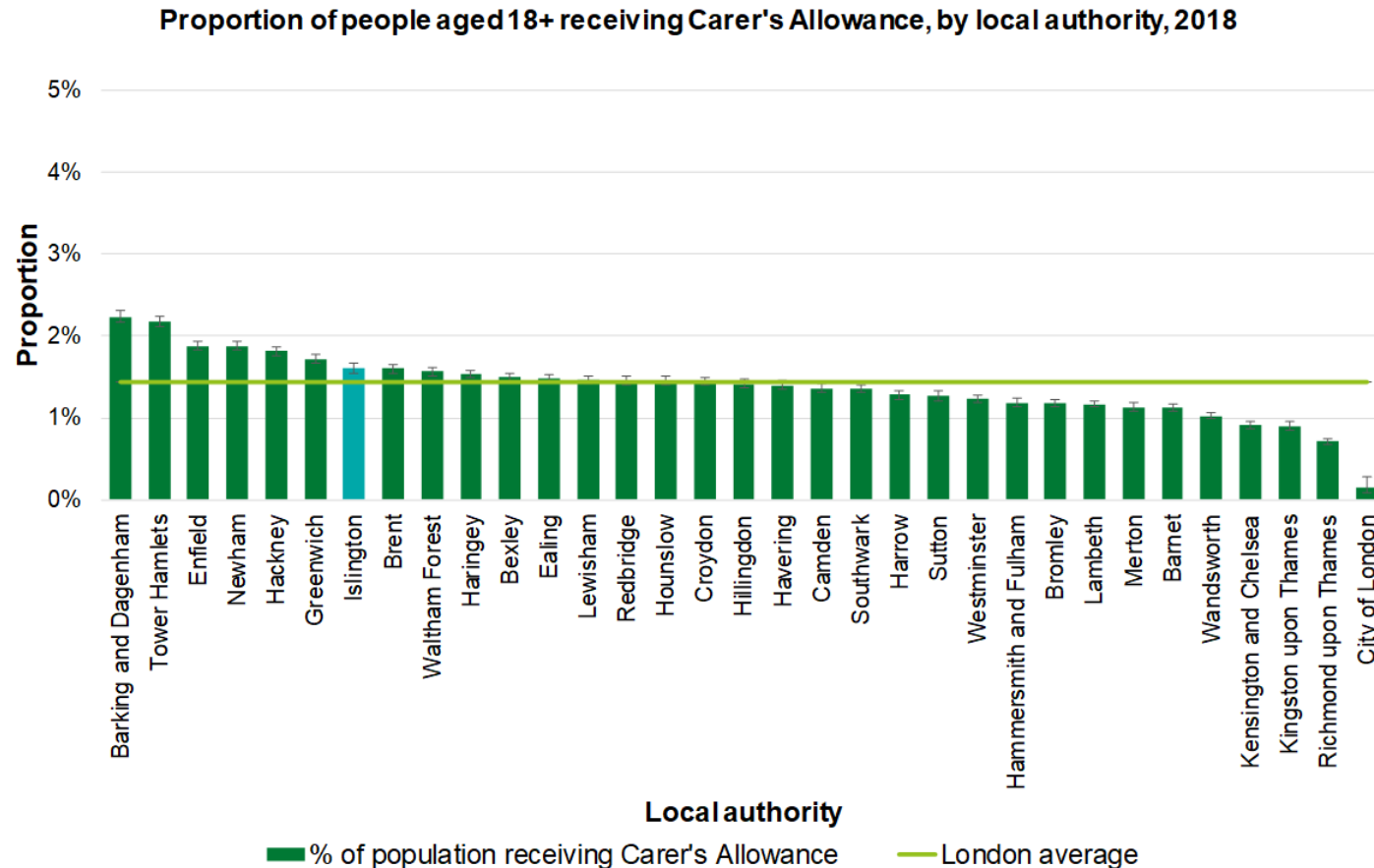
# People receiving Carer's Allowance, by duration and gender



- More women (46%) were receiving carer's allowance for five years or longer in 2018 compared to men (36%).
- On the other hand, more men (29%) than women (20%) were receiving carer's allowance for at least six months and up to two years.

Source: DWP (2018)

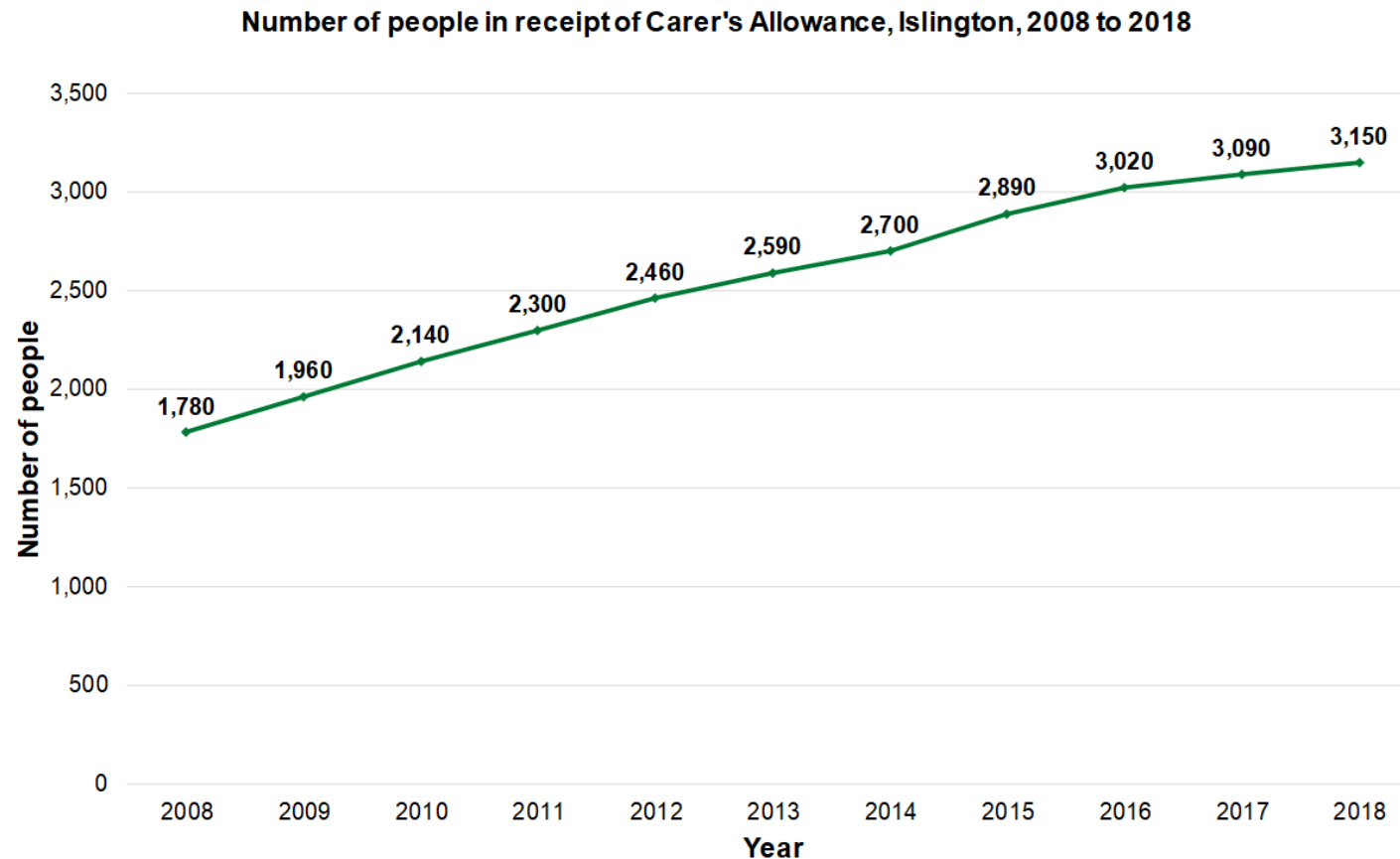
# People receiving Carer's Allowance, by local authority



- In Islington in 2018, 3,150 people (1.6%) aged 18 and over were in receipt of carer's allowance, significantly higher compared to 1.4% in London.
- Islington ranks 7<sup>th</sup> for the proportion of people receiving carer's allowance across the 32 London boroughs.

Source: DWP (2018)

# People receiving Carer's Allowance, 2008 to 2018



- The number of people aged 18 and over receiving carer's allowance increased by 77% over the decade in Islington, from 1,780 in 2008 to 3,150 in 2018.
- This is similar to the 76% increase seen in London from 2008 to 2018.

Source: DWP (2008-2018)






# Adult Carers Survey



# Carers survey 2021/22

- The Survey of Adult Carers in England (SACE) has been developed to learn more about whether services received by carers are helping them in their caring role and their life outside of caring, and also about their perception of the services provided to the person they care for.
- The survey is carried out every 2 years and is distributed to a subset of carers known to the council which includes only those carers who are receiving a service directly or indirectly.
- In 2021/22 the SACE was distributed to 831 carers known to Islington Council, of which 768 were resident in Islington.
- 208 carers resident in Islington responded to the survey, giving an overall response rate of 27%.

# Carer survey results trends

ASCOF Indicator	2018-19	2021-22	2018-19 vs 2021-22 % change
(1D) Carer reported quality of life	7.1	7.1	0.00 
(1 2) The proportion of carers who reported they had as much social contact as they would like	27%	29%	5% 
(3B) The overall satisfaction of carers with a social service	27%	31%	12% 
(3C) The proportion of carers who reported that they have been included or consulted in discussions about the person they care for	56%	60%	7% 
(3D2) The proportion of carers who find it easy to find information about services	63%	56%	-11% 

**Notes:** ASCOF 1I2 indicator has only been available since 2014/15.

**Source:** Personal Social Services Survey of Adult Carers – 2018/19 - 2021/22.

- The carer reported quality of life and the proportion of carers who reported that they have had as much social contact as they would like has remained steady over time.
- The proportion of carers who find it easy to find information about services has reduced over time.
- The overall satisfaction of carers with social services had an increase of 12% compared to 2018/19.

# Carer survey results 2021/22

ASCOF Indicator	LBI vs. STAT. Neighbour	LBI vs. London	LBI vs. England
(1D) Carer reported quality of life	→	→	→
(1 2) The proportion of carers who reported they had as much social contact as they would like	→	→	→
(3B) The overall satisfaction of carers with a social service	→	→	→
(3C) The proportion of carers who reported that they have been included or consulted in discussions about the person they care for	→	→	→
(3D2) The proportion of carers who find it easy to find information about services	→	→	→

**Current Value**  
Compared to  
statistical  
neighbour, London  
or England

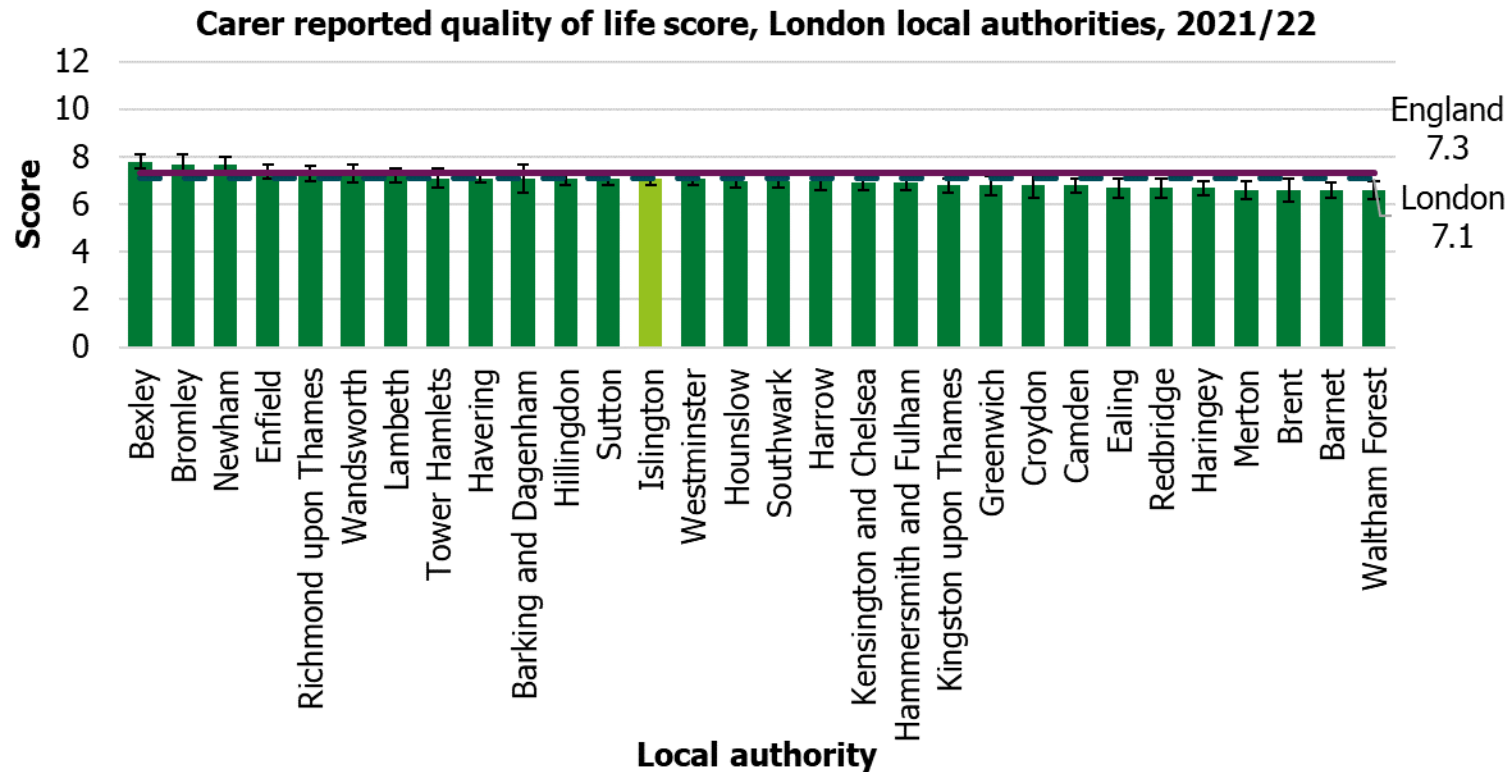
-  Better
-  Same
-  Worse

For all the ASCOF indicators measured in the SACE, no significantly different performance was observed when LBI was compared to our statistical neighbours, London and England.

**Note:** Hackney and Lewisham Council were unable to participate in the 2021-22 SACE, and are excluded from this analysis.

**Source:** Personal Social Services Survey of Adult Carers – 2018/19 - 2021/22.

# Carer survey results across London local authorities (1)

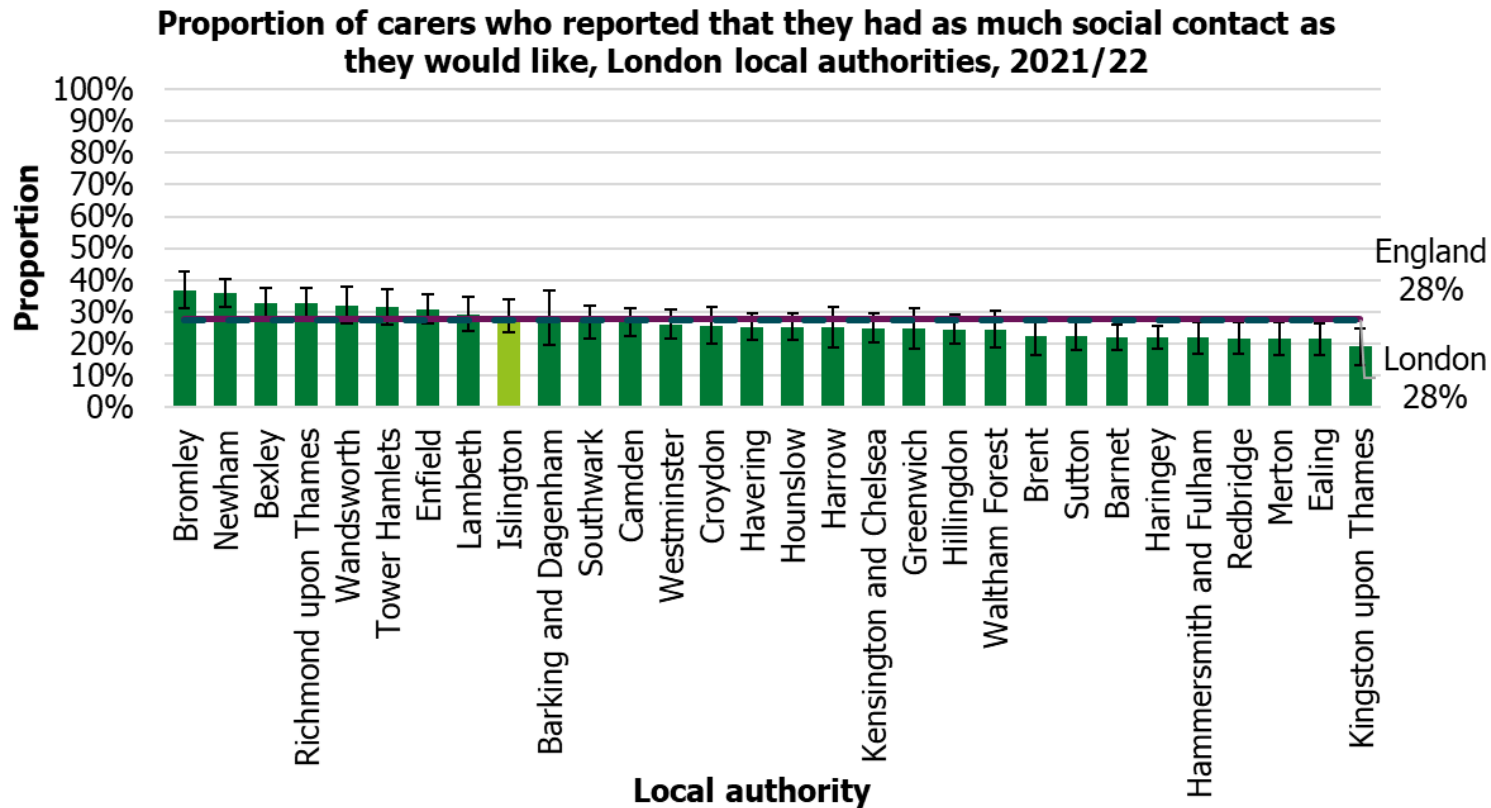


- In 2021/22 in Islington, the carer reported quality of life score was 7.1, which is similar to London (7.1) and England average (7.3).
- Islington ranks 13th across 32 London boroughs.

**Note:** The carer reported quality of life score has a maximum score of 12. City of London is excluded from this chart due to small numbers. Hackney and Lewisham are excluded due to being unable to participate in the 2021-22 SACE.

**Source:** Personal Social Services Survey of Adult Carers, 2021/22.

# Carer survey results across London local authorities (2)

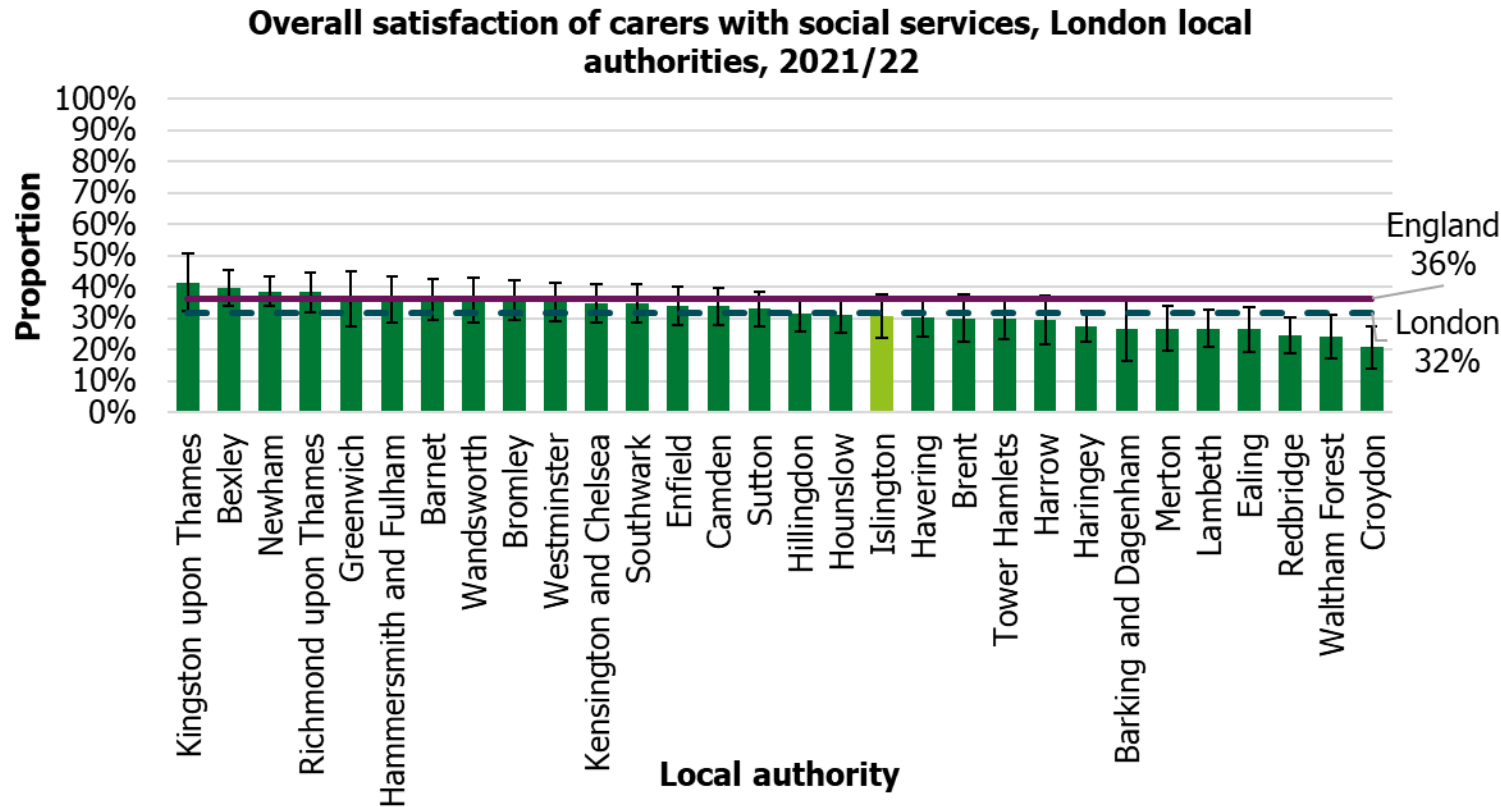


- In 2021/22 in Islington, the proportion of carers who reported that they had as much social contact as they would like was 29% which is similar to London and England averages (both 28%).
- Islington ranks 9th across 32 London boroughs.

**Note:** City of London is excluded from this chart due to small numbers. Hackney and Lewisham are excluded due to being unable to participate in the 2021-22 SACE.

**Source:** Personal Social Services Survey of Adult Carers, 2021/22.

# Carer survey results across London local authorities (3)

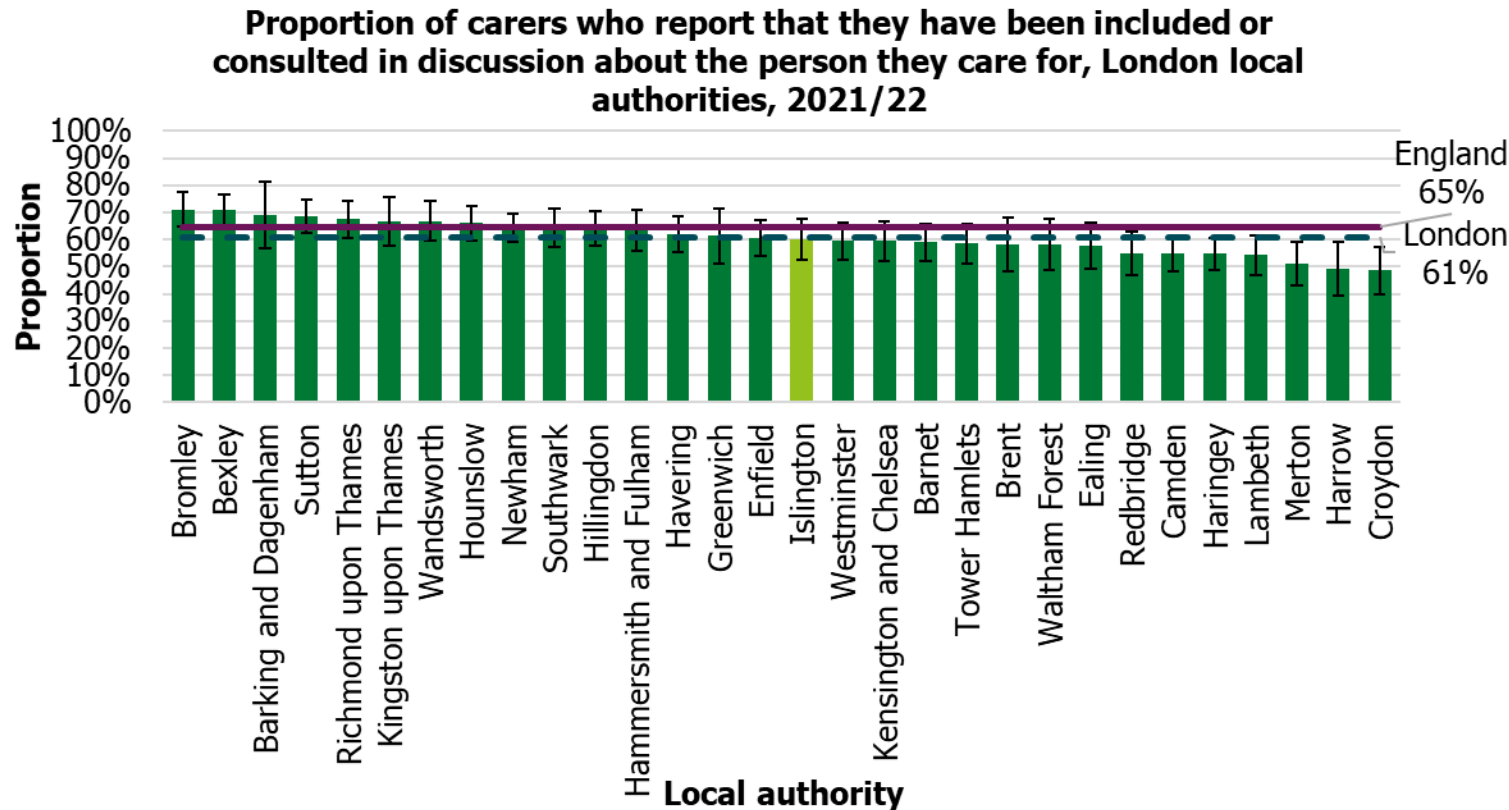


- In 2021/22 in Islington, the proportion of carers reporting an overall satisfaction with social services was 31% which is similar to London and England averages (32% and 36% respectively).
- Islington ranks 18<sup>th</sup> across 32 London boroughs.

**Note:** City of London is excluded from this chart due to small numbers. Hackney and Lewisham are excluded due to being unable to participate in the 2021-22 SACE.

**Source:** Personal Social Services Survey of Adult Carers, 2021/22.

# Carer survey results across London local authorities (4)

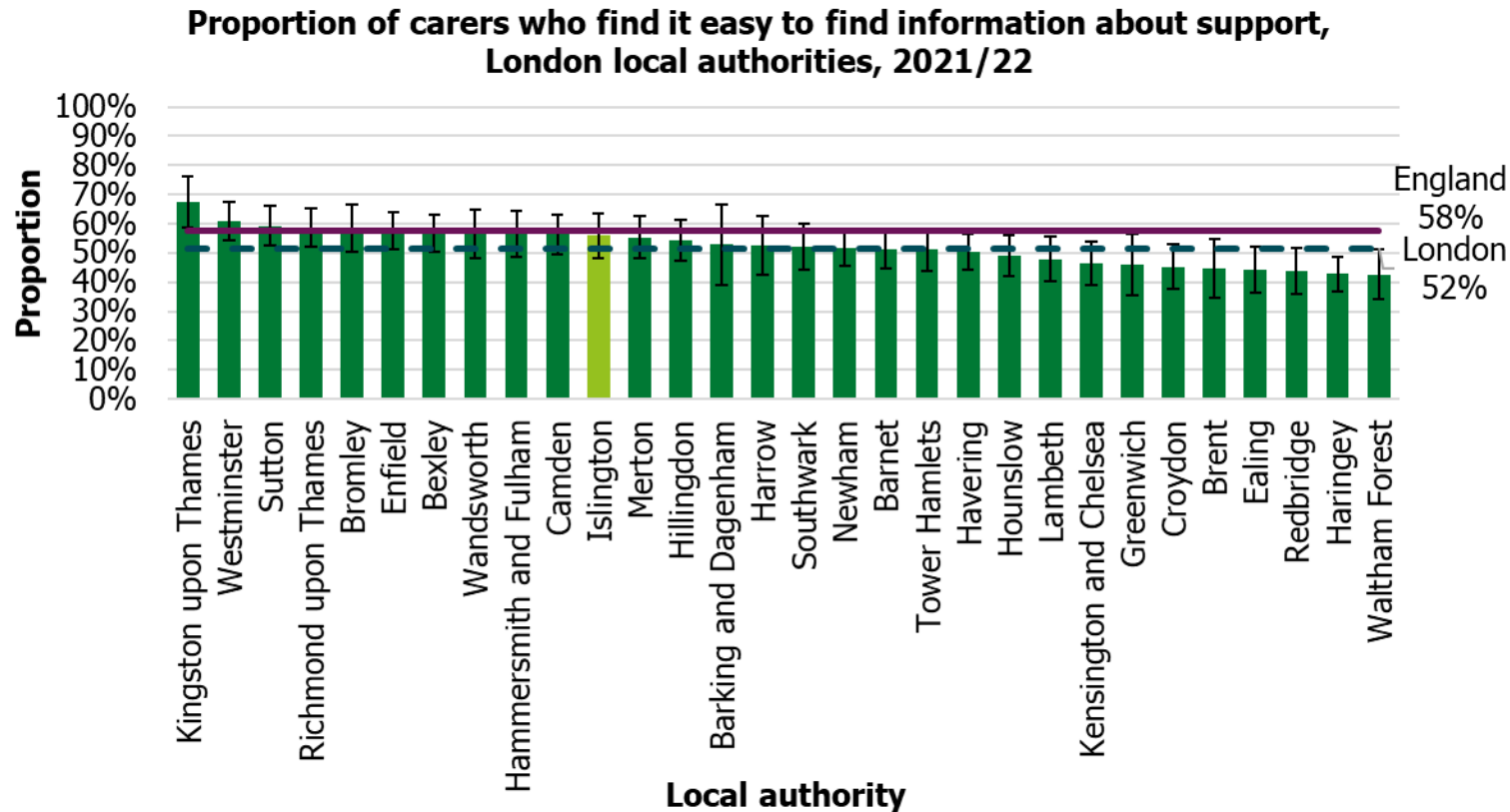


- In 2021/22 in Islington, the proportion of carers who report that they have been included or consulted in discussion about the person they care for was 60% which is similar to London and England (61% and 65% respectively).
- Islington ranks 16<sup>th</sup> across 32 London boroughs.

**Note:** City of London is excluded from this chart due to small numbers. Hackney and Lewisham are excluded due to being unable to participate in the 2021-22 SACE.

**Source:** Personal Social Services Survey of Adult Carers, 2021/22.

# Carer survey results across London local authorities (5)



- In 2021/22 in Islington, the proportion of carers who find it easy to find information about support was 56% which is similar to London and England (52% and 58% respectively).
- Islington ranks 11<sup>th</sup> across 32 London boroughs.

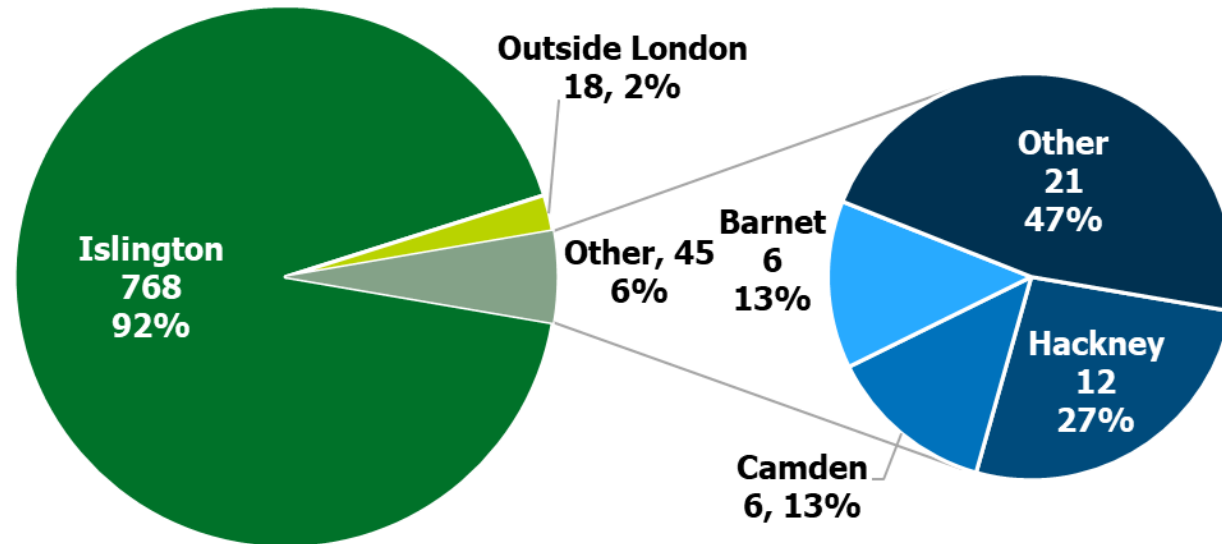
**Note:** City of London is excluded from this chart due to small numbers. Hackney and Lewisham are excluded due to being unable to participate in the 2021-22 SACE.

**Source:** Personal Social Services Survey of Adult Carers, 2021/22.



# Carer survey distribution, by borough

**Total carer survey distribution in the eligible population (aged 18 and over) in England by borough, 2021/22**



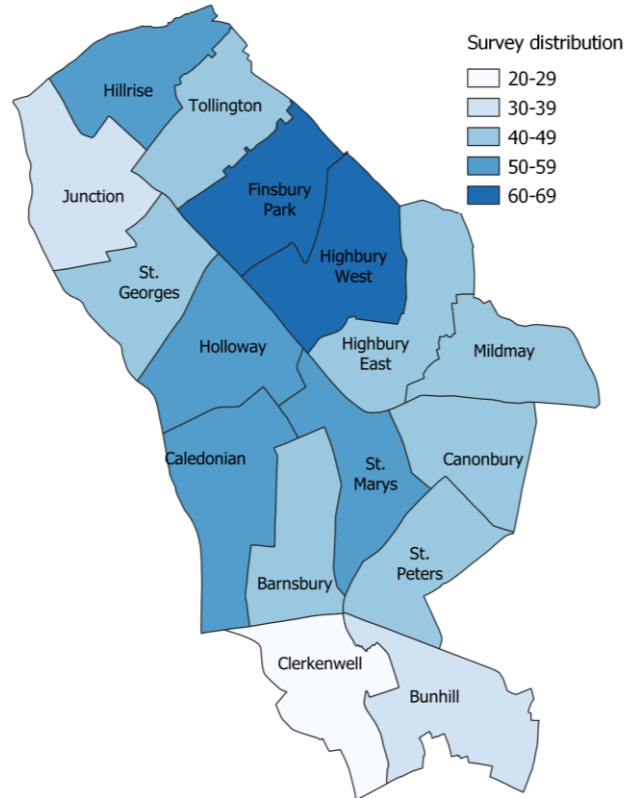
**Note:** The category Other London includes: Barking and Dagenham, Bexley, Brent, Croydon, Enfield, Greenwich, Haringey, Kensington and Chelsea, Newham, Richmond upon Thames, Tower Hamlets, Waltham Forest and Westminster. The SACE dataset uses a subset of carers known to Islington council who are receiving a service directly or indirectly between 01/09/2020 – 31/08/2021. This graph includes only carers who are resident in Islington ( $n=768$ ).

**Source:** SACE 2021/22 Data Return

- The SACE dataset uses a subset of carers known to the council getting a service directly or indirectly (831).
- Of this subset, 768 adult carers were Islington residents (92%). A further 6% were resident in other boroughs in London and 2% were resident outside of London.

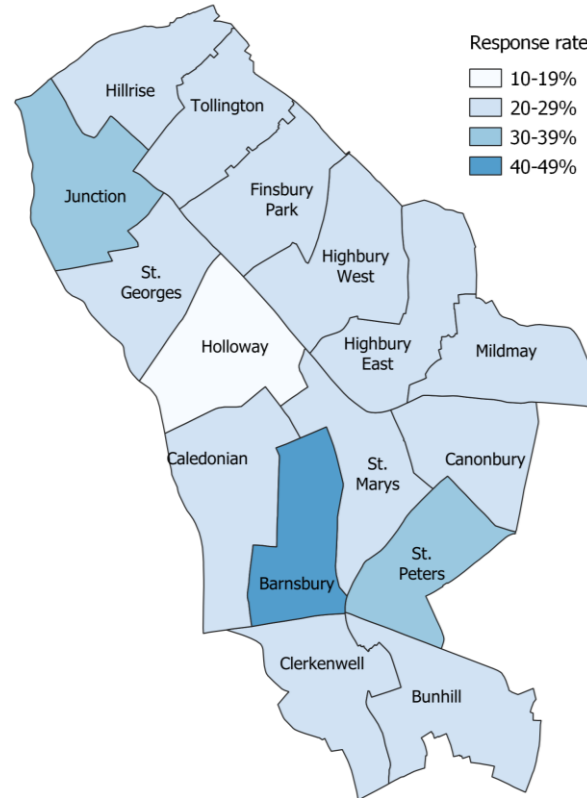
# Carer survey responses, by ward

Adult carers (aged 18 and over) total survey distribution in Islington by ward, 2021/22



Source: SACE 2021/22 Data Return

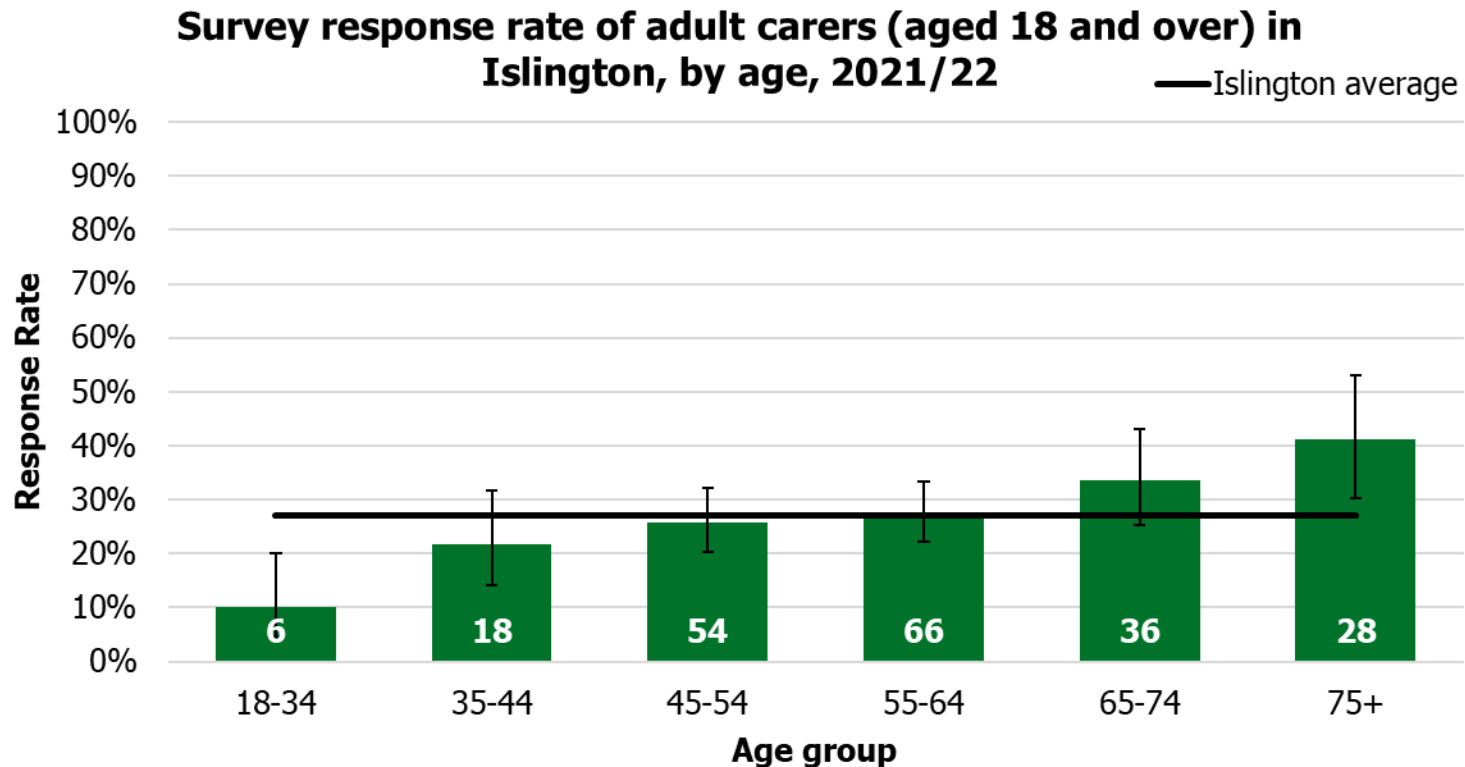
Adult carers (aged 18 and over) response rate in Islington by ward, 2021/22



Source: SACE 2021/22 Data Return

- In 2021/22, the carer survey was distributed to **768 adult carers** in Islington, with the highest number of adult carers living in Finsbury Park and Highbury West (68 and 61) and the lowest number of carers registered in Clerkenwell (24).
- The **response rate** of adult carers in Islington was 208 (**27%**), with the highest number registered in Barnsbury (40%) and the lowest in Holloway (17%).

# Carer survey responses, by age group

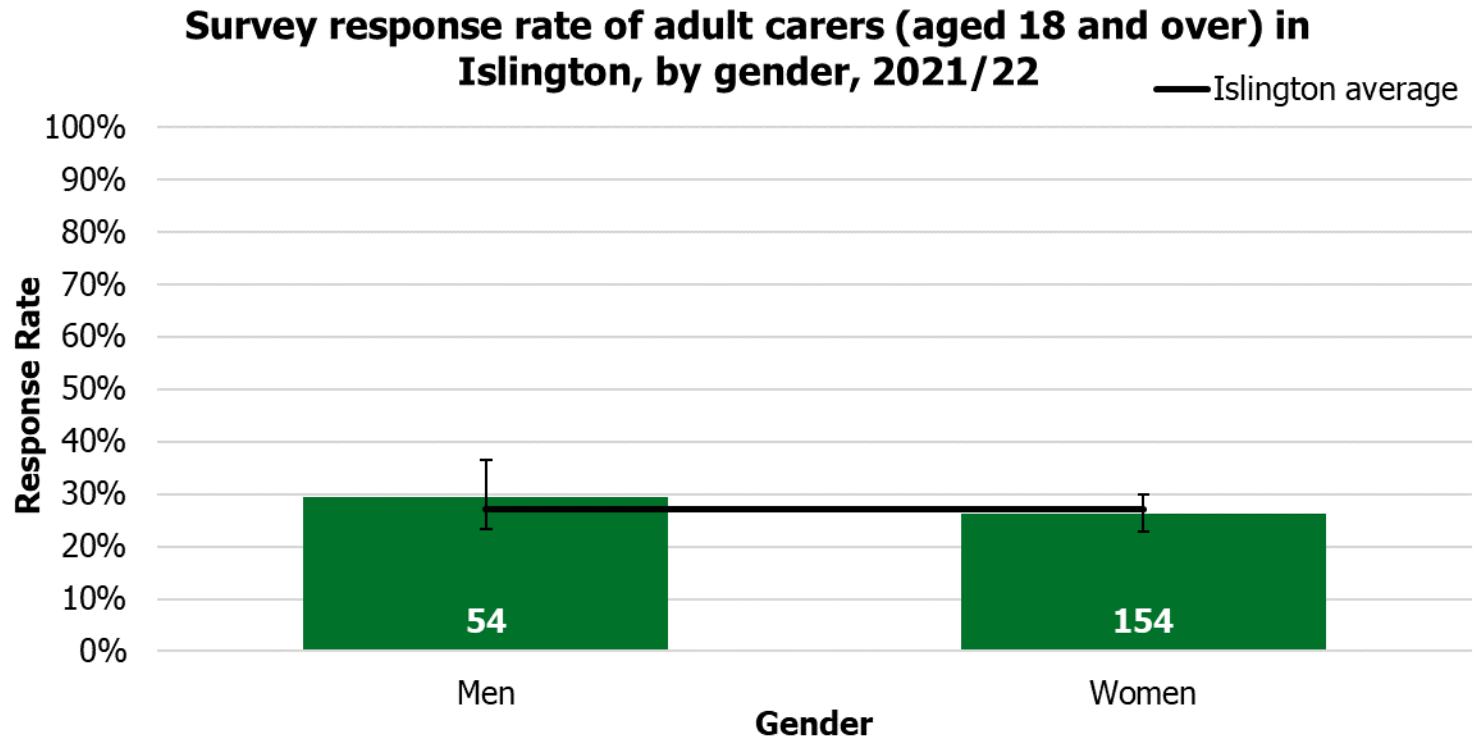


- In 2021/22, the response rate for the carer survey was significantly lower (10%) among people aged 18-34 years old compared to the Islington average (27%).

**Note:** The SACE dataset uses a subset of carers known to Islington council who are receiving a service directly or indirectly between 01/09/2020 – 31/08/2021. This graph includes only carers who are resident in Islington (n=768).

**Source:** SACE 2021/22 Data Return

# Carer survey responses, by gender



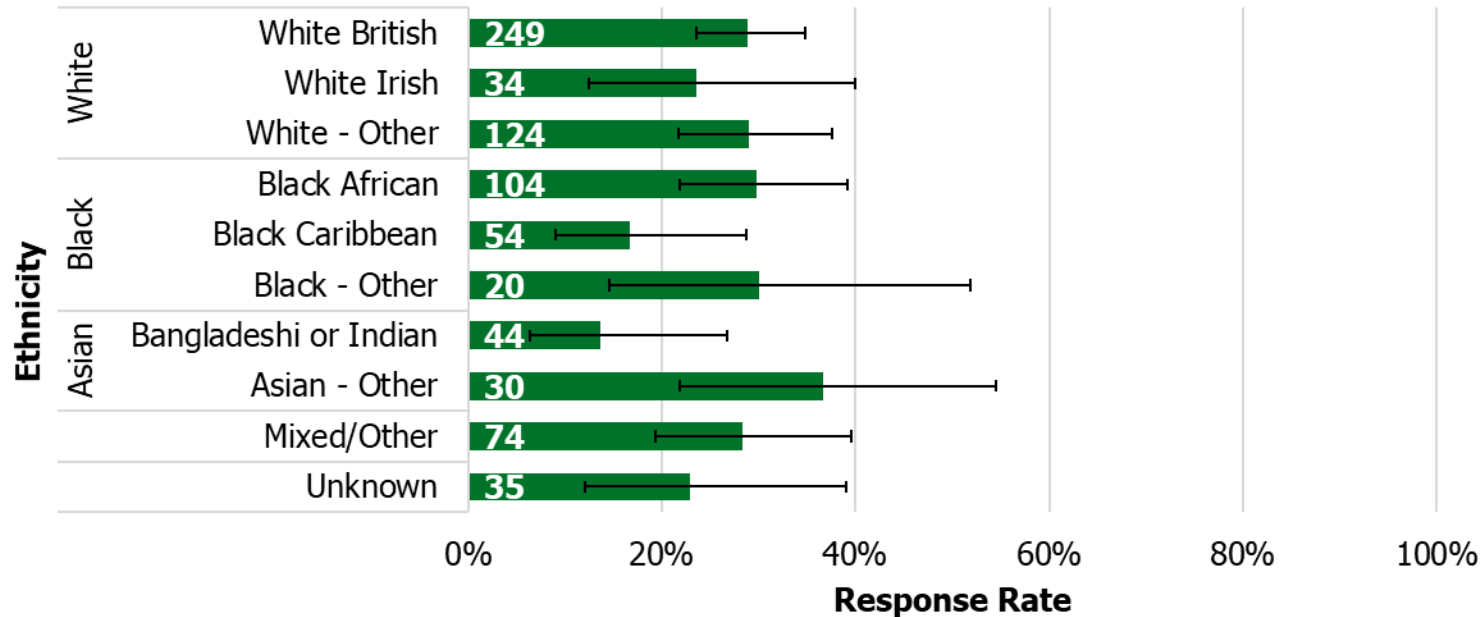
- 30% of men and 26% of women responded to the carer survey.
- There was no significant differences in response rate by gender in Islington.

**Note:** The SACE dataset uses a subset of carers known to Islington council who are receiving a service directly or indirectly between 01/09/2020 – 31/08/2021. This graph includes only carers who are resident in Islington ( $n=768$ ).

**Source:** SACE 2021/22 Data Return

# Carer survey responses, by ethnicity

**Survey response rate of adult carers (aged 18 and over) in Islington, by detailed ethnicity, 2021/22**

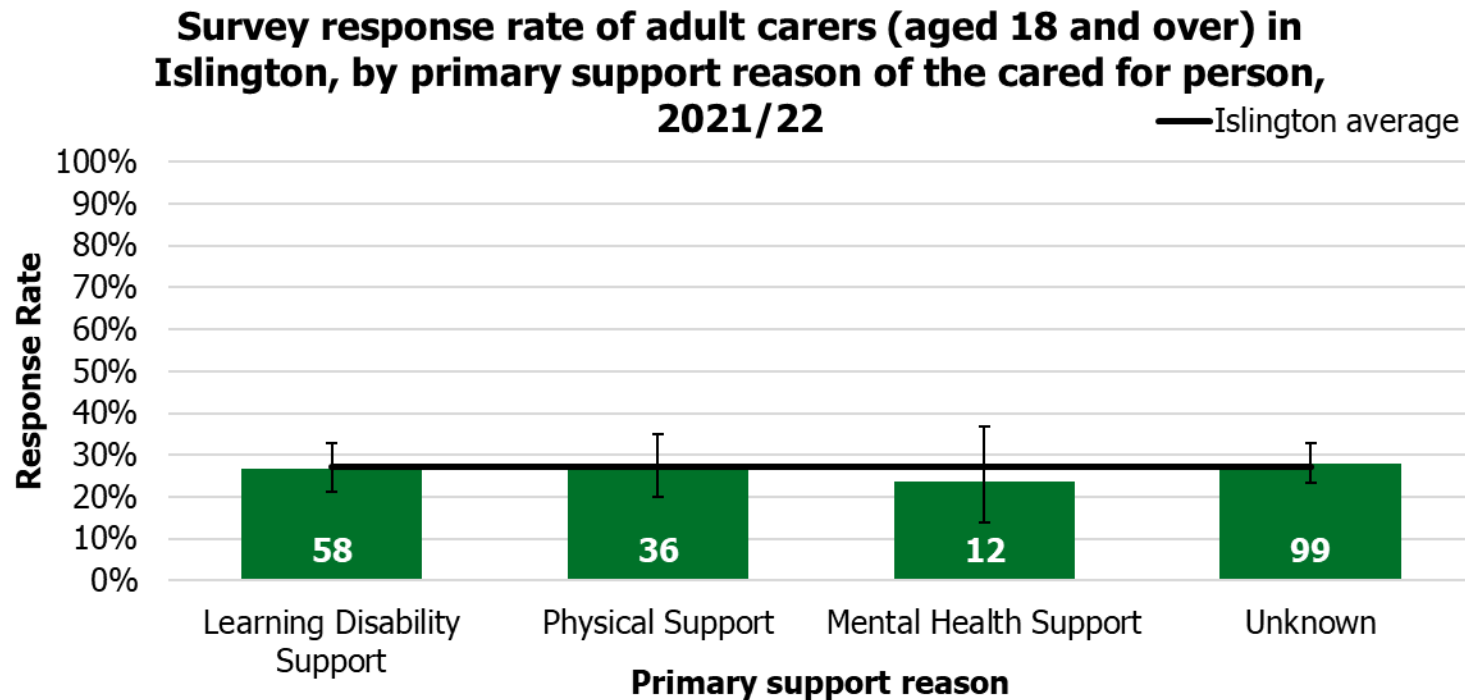


- In 2021/22, the highest response rates were from carers of Black African (30%) and White British (29%) ethnicity.
- The response rate did not differ significantly by ethnic group compared to the Islington average (27%).

**Note:** Mixed and Other ethnic categories have been combined due to small numbers. The SACE dataset uses a subset of carers known to Islington council who are receiving a service directly or indirectly between 01/09/2020 – 31/08/2021. This graph includes only carers who are resident in Islington ( $n=768$ ).

**Source:** SACE 2021/22 Data Return

# Carer survey responses, by primary support reason of the cared for person



- There were no statistical differences in carer response rate in Islington by the primary support reason of the cared for person.

**Note:** Sensory Support, Support with Memory and Cognition and Social Support categories have been removed due to small numbers. Mixed and Other ethnic categories have been combined due to small numbers. The SACE dataset uses a subset of carers known to Islington council who are receiving a service directly or indirectly between 01/09/2020 – 31/08/2021. This graph includes only carers who are resident in Islington ( $n=768$ ).

**Source:** SACE 2021/22 Data Return

# GP Patient Survey

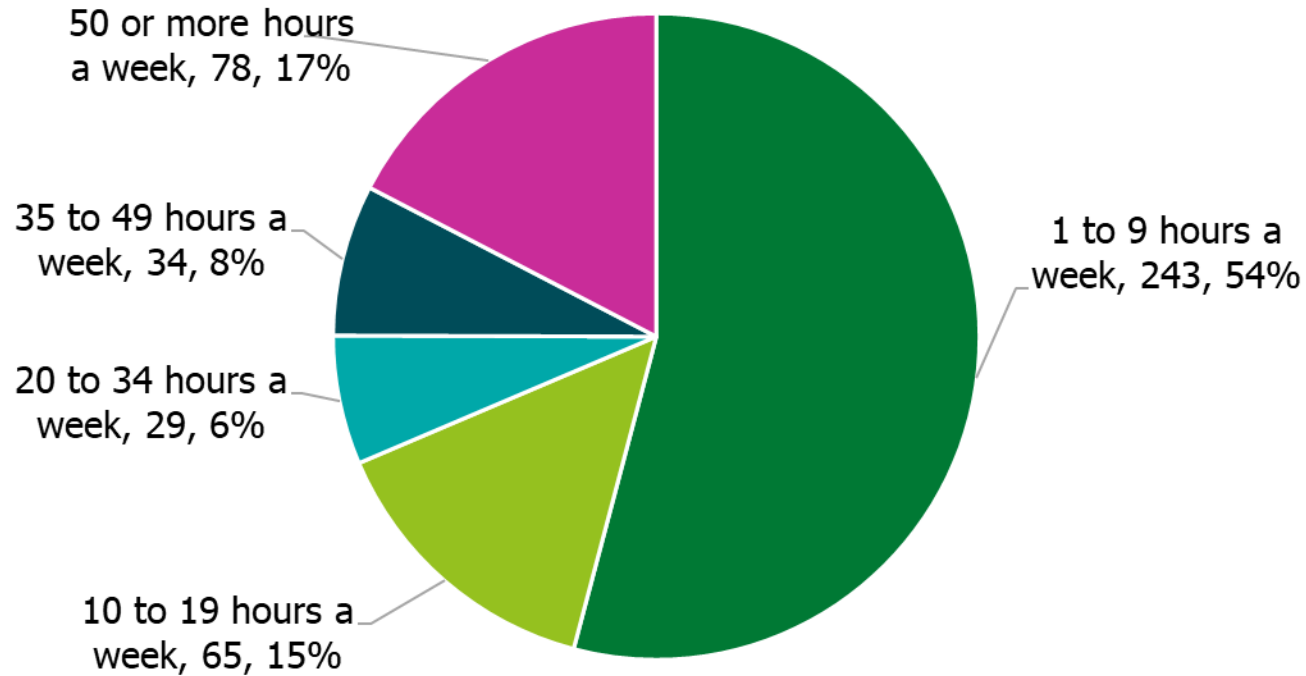
# GP patient survey 2022

- The GP Patient Survey is an annual independent survey run by Ipsos MORI on behalf of NHS England. The survey is sent out to over two million people across the UK and includes data from patients aged 16+ registered with a GP practice. The results show how people feel about their GP practice.
- The survey allows us to compare carers and non-carers to find out more about their demographics, health and experience with their GP practice.
- All data presented in this section is for patients registered with a GP practice within the Islington Integrated Care Board.



# Demographics – weekly care amount

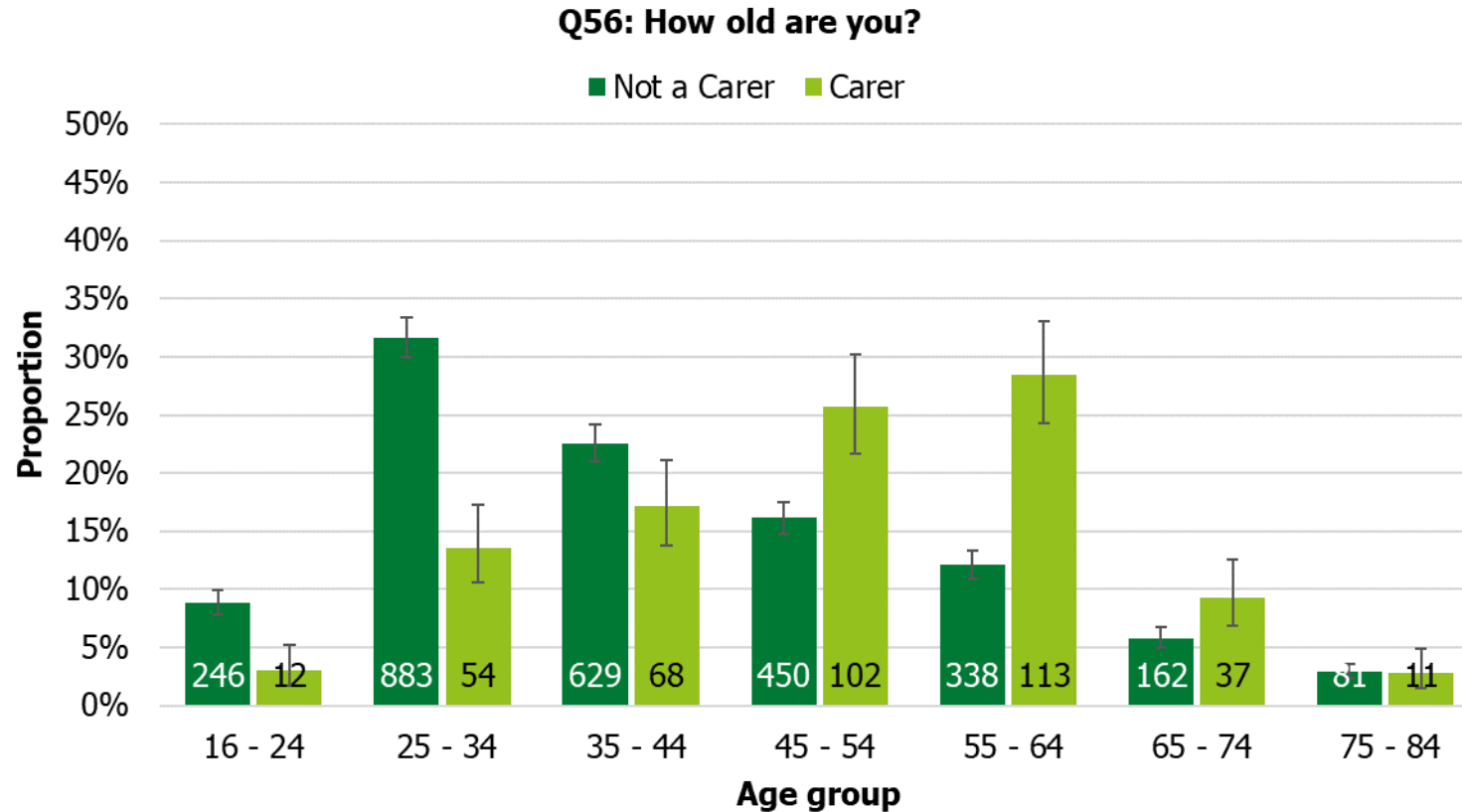
**Q58. Do you look after, or give any help or support to, family members, friends, neighbours or others because of either: long-term physical or mental ill health /disability, or problems related to old age?**



Source: GP Patient Survey 2022

- In 2022, 449 people registered with a GP practice in Islington reported that they care for someone.
- Over half (54%) of carers reported caring for the minimum category of 1 to 9 hours a week.
- 17% of carers reported caring for highest category of 50 or more hours a week.

# Demographics - age



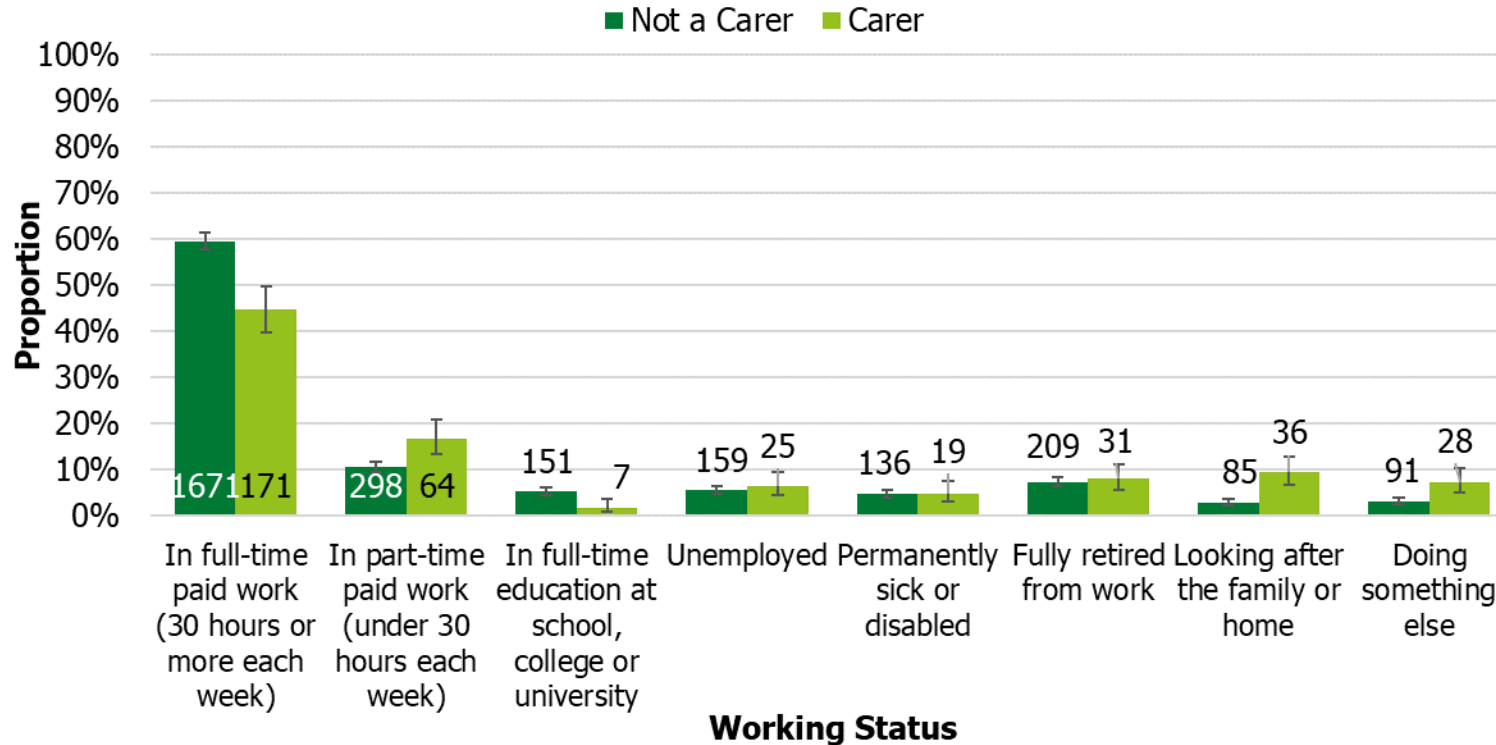
- There was a significantly higher proportion of carers aged 45 to 54 (26%) and 55 to 64 (28%) compared to non-carers (16% and 12%, respectively).
- There was a significantly lower proportion of carers aged 25 to 34 (14%) compared to non-carers (32%).

**Note:** Those aged 85 and over were excluded from the analysis due to low numbers (n=3186)

**Source:** GP patient survey 2022

# Demographics - employment

Q57. Which of these best describes what you are doing at present?

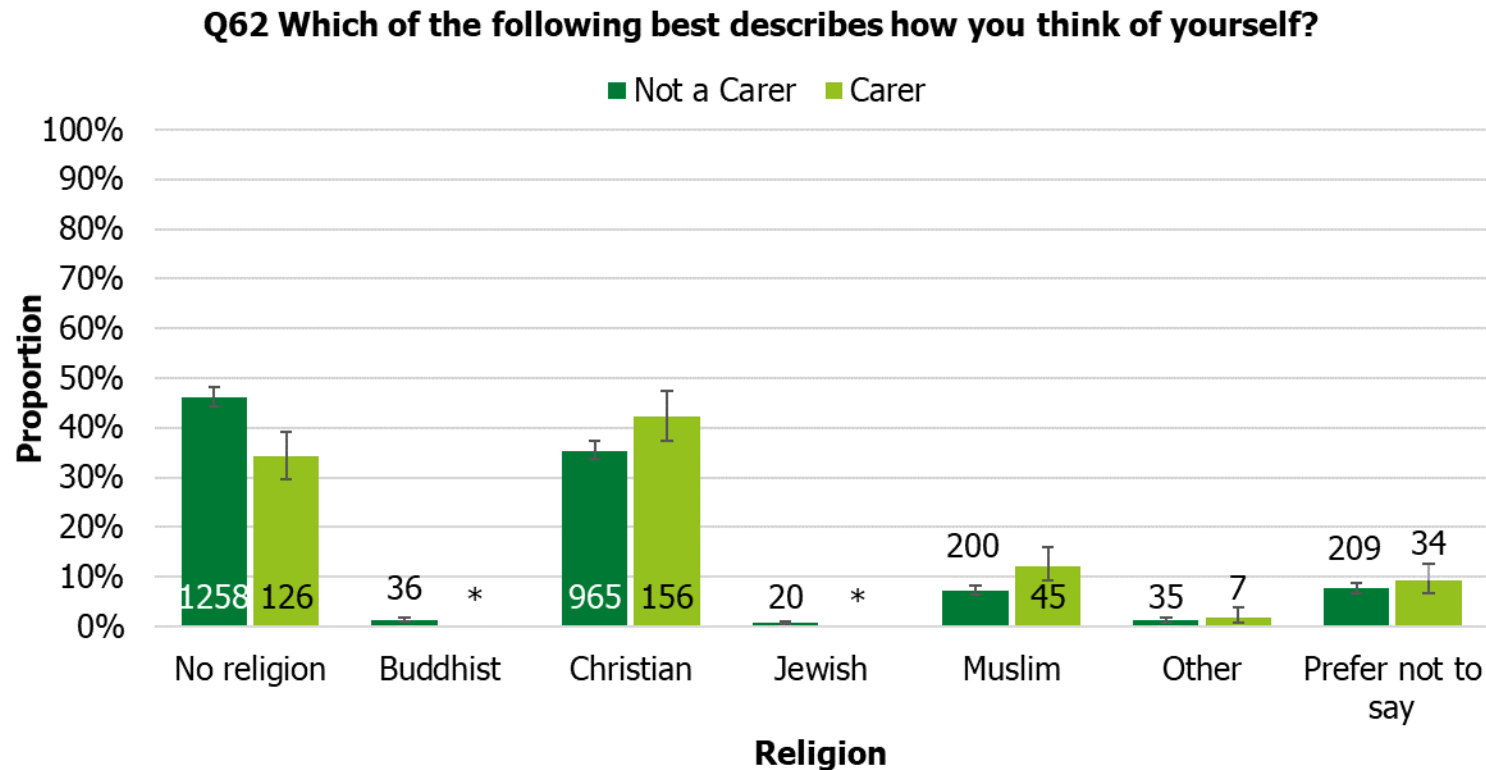


- In 2020/21 Carers were significantly less likely to be in full-time work (45%) compared to non-carers (61%). These figures have not significantly changed since 2018/19
- Carers were significantly more likely to be in part-time work (17%) or looking after the family and home (9%) compared to non-carers (11% and 3% respectively).
- In 2018/19 carers were also more likely to be unemployed (7%) compared to non-carers (4%). This is not the case in 2020/21.

**Note:** Some small numbers were removed before data was published (n=3181)

**Source:** GP patient survey 2022

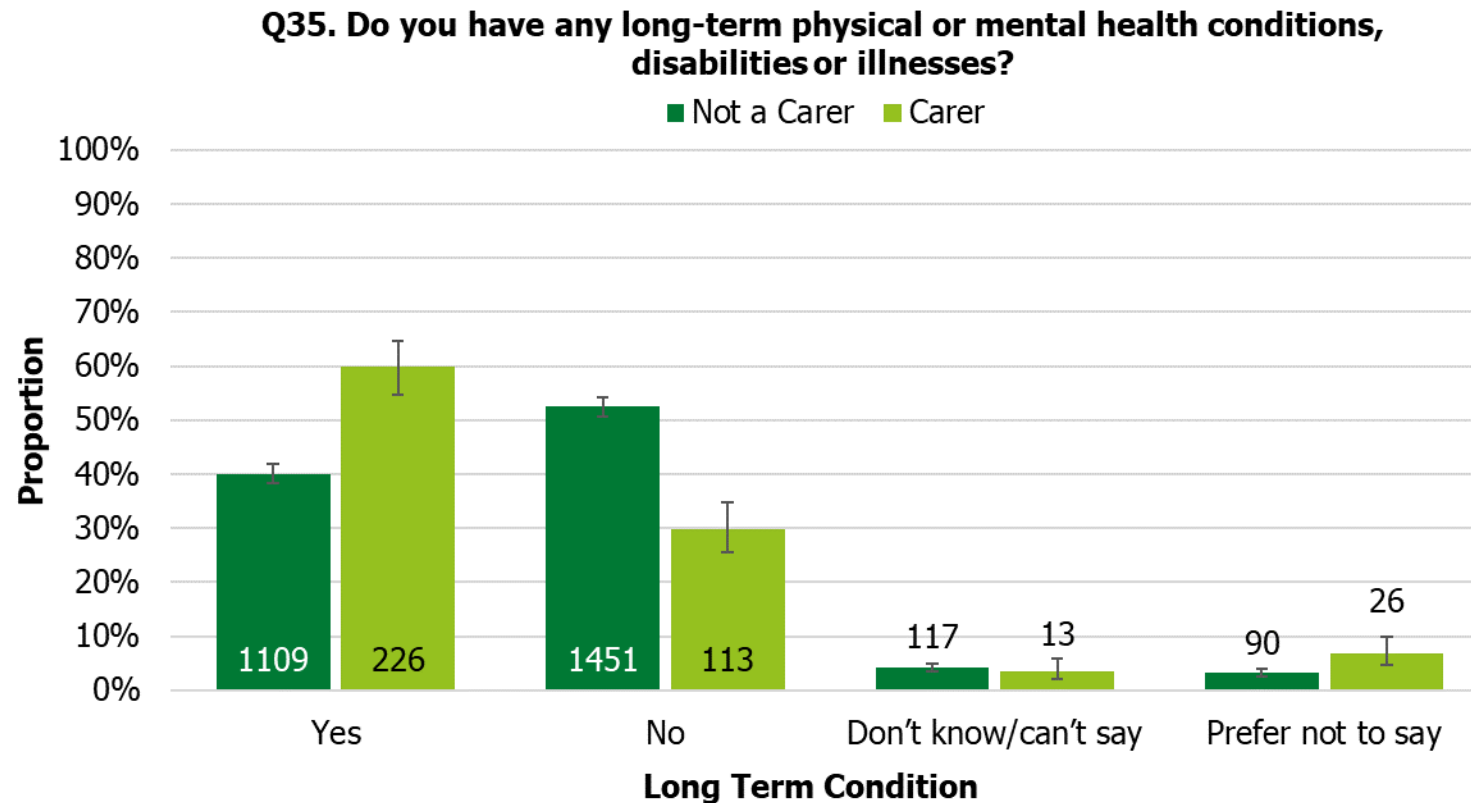
# Demographics - religion



- The highest number of carers were Christian but there was no significant difference between Christians who were carers and not carers.
- Those who were Muslim had a higher proportion of carers (12%) compared to non-carers (7%).
- Carers were significantly less likely to report having no religion (34%) compared to non-carers (46%).

**Source:** GP patient survey 2022

# Health conditions (1)



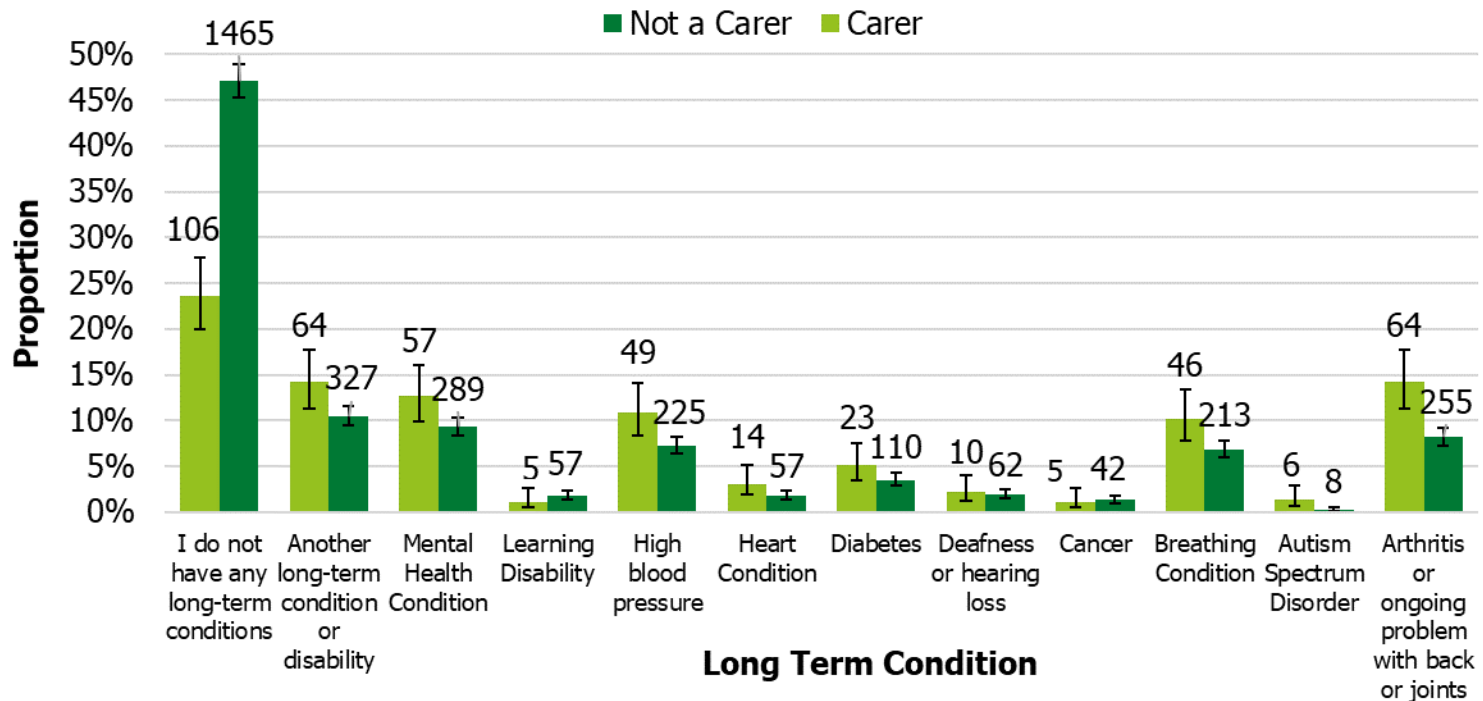
- Carers were significantly more likely to have a long-term physical or mental health condition, disability or illness (60%) compared to non-carers (40%).
- Carers were also significantly more likely to prefer not to say when asked the question (7% compared to 3%).

**Note:** Small numbers removed before data was polished meaning there is some missing data. (n=3145)

**Source:** GP patient survey 2022

# Health conditions (2)

Q36. Which Long Term Condition(s)



- Carers were significantly more likely to have arthritis or an ongoing problem with back or joints (14%), high blood pressure (11%) or a breathing condition, such as asthma or COPD (10%) compared to non-carers (8%, 7% and 7% respectively).

**Note:** Patients were able to report more than one long term condition. Those with Alzheimer’s disease or other cause of dementia, Blindness or partial sight, Kidney or Liver disease, A neurological condition, such as epilepsy and A stroke were excluded from the analysis due to small numbers. (n=3559)

**Source:** GP patient survey 2022

# Further information (1)

## About Public Health Knowledge, Intelligence and Performance team

Public Health KIP team is a specialist area of public health. Trained analysts use a variety of statistical and epidemiological methods to collate, analyse and interpret data to provide an evidence-base and inform decision-making at all levels. Camden and Islington's Public Health KIP team undertake epidemiological analysis on a wide range of data sources.

All of our profiles, as well as other data and outputs can be accessed on the Evidence Hub at: <https://www.islington.gov.uk/about-the-council/islington-evidence-and-statistics>

## Other Source of Carer's Data

### 2011 Census

The UK Government defines unpaid care as a private arrangement whereby someone cares for a family member, friend, or neighbour. The 2011 Census form asked whether you provided unpaid care to family members, friends, neighbours or others because of long-term physical or mental ill health or disability, or problems related to old age and for how many hours per week.

### 2021 Census

Data from the 2021 census on carers will not be released until the end of the year.

# Further information (2)

## About the Adult Carers in Islington Joint Strategic Needs Assessment Pack

This data pack was produced by Camden and Islington Public Health: Fleur Harrison (Assistant Intelligence and Information Officer) and Cintia Liberatoscioli (Public Health Intelligence – Intelligence and Information Officer), reviewed and approved for publication by Evie Lodge (Principal ASC Intelligence Specialist) in September 2022.

Contact: [evie.lodge@islington.gov.uk](mailto:evie.lodge@islington.gov.uk)

We would also very much welcome your comments on these profiles and how they could better suit your individual or practice requirements, so please contact us with your ideas.

© Camden and Islington Public Health KIP team [PHASS@islington.gov.uk](mailto:PHASS@islington.gov.uk)